

Based on NCF 2022  
for Foundational  
Stage and NIPUN  
BHARAT 2021



Skillment



# ENGLISH

A Multi-skill Activity Book on English

FS-2  
LKG



Worksheet

# Chapter-1: Letters (a to d)

English (FS-2)  
(Worksheet)

A. Find and circle the letter 'a' and tick (✓) the letter 'd'.

d	a	b	d	a	c	b	a	d
c	d	a	b	c	d	d	b	d
a	a	b	b	a	a	c	c	b
d	c	a	d	b	a	c	c	d
b	b	a	c	d	d	a	a	c

B. Tick (✓) the correct picture.

1. b for



2. d for


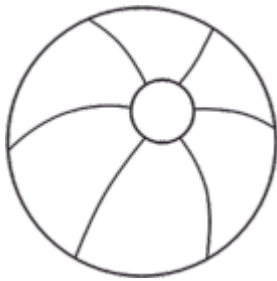


3. a for


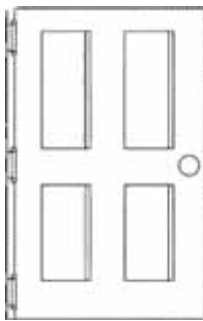


**C. Colour the correct picture.**

1. c for



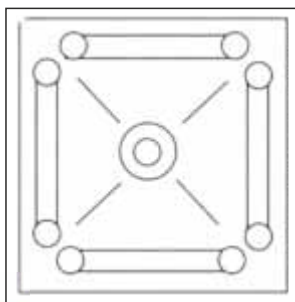
2. d for



3. a for



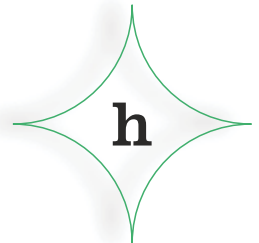
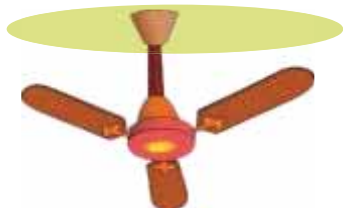
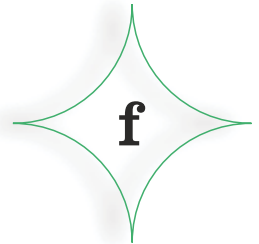
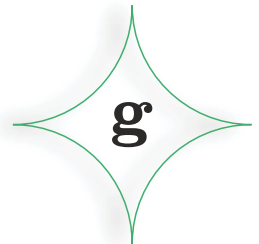
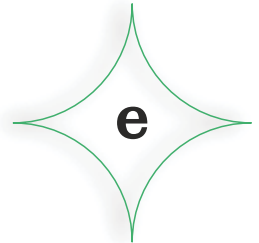
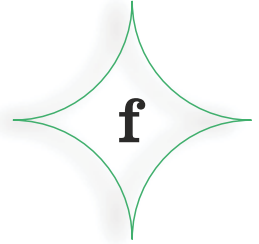
4. c for



# Chapter-2: Letters (e to h)

English (FS-2)  
(Worksheet)

A. Match the letters with the correct pictures.



**B. Match the capital letters with the small letters.**

**E**

»

**g**

**G**

»

**f**

**H**

»

**e**

**F**

»

**h**




# Chapter-3: Letters (i to k)

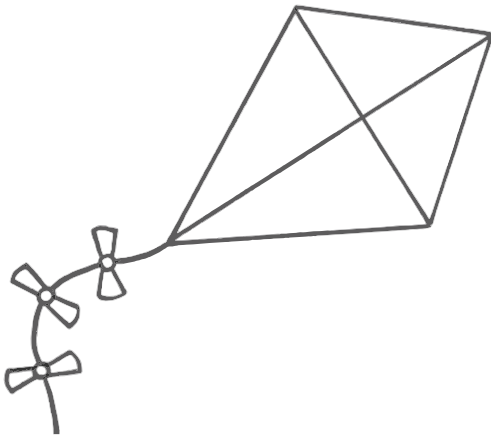
English (FS-2)  
(Worksheet)

## A. Colour the picture.


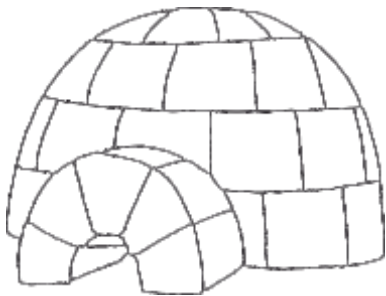
1. j for



2. k for



3. l for



**B. Match the pictures with the given letters.**



j



k



i



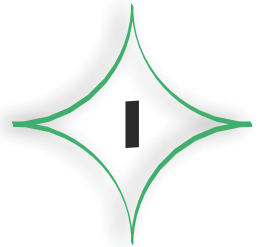
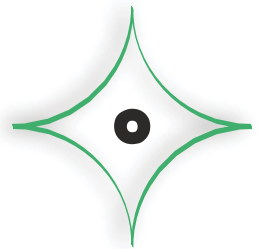
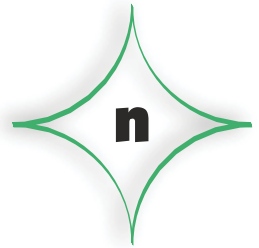
k



# Chapter-4: Letters (l to o)

English (FS-2)  
(Worksheet)

A. Match the following pictures with the letters.





B. Write the first letter of each picture in the box.



# Chapter-5: Letters (p to s)

English (FS-2)  
(Worksheet)

## A. Circle the picture.

1. p for



2. r for



3. q for



4. s for



# Chapter-6: Letters (t to v)

English (FS-2)  
(Worksheet)

A. Find and circle the letter 't' and tick (✓) the letter 'v'.

t	u	t	t	t	u	u	t
u	v	v	u	v	t	v	v
u	t	u	u	u	v	t	u
v	v	v	v	u	v	t	u
v	t	t	v	t	u	u	t

B. Tick (✓) the picture.

1. t for



2. v for



3. u for



# Chapter-7: Letters (w to z)

English (FS-2)  
(Worksheet)

A. Match the picture with the letter.



**x**



**w**



**z**



**y**



# Chapter-8: I can write: a to z

English (FS-2)  
(Worksheet)

Write a to z in small letters.

