

Based on  
NCF 2022 for  
Foundational  
Stage and NIPUN  
BHARAT 2021

**PMP Planet**<sup>®</sup>  
Multimedia Publishers  
The Ultimate Resource



*Skillment*

# MATHEMATICS

A Multi-skill Activity Book on Mathematics



1

FS-2  
LKG



2



3



# ANSWER KEY

# 1

## Frisbee

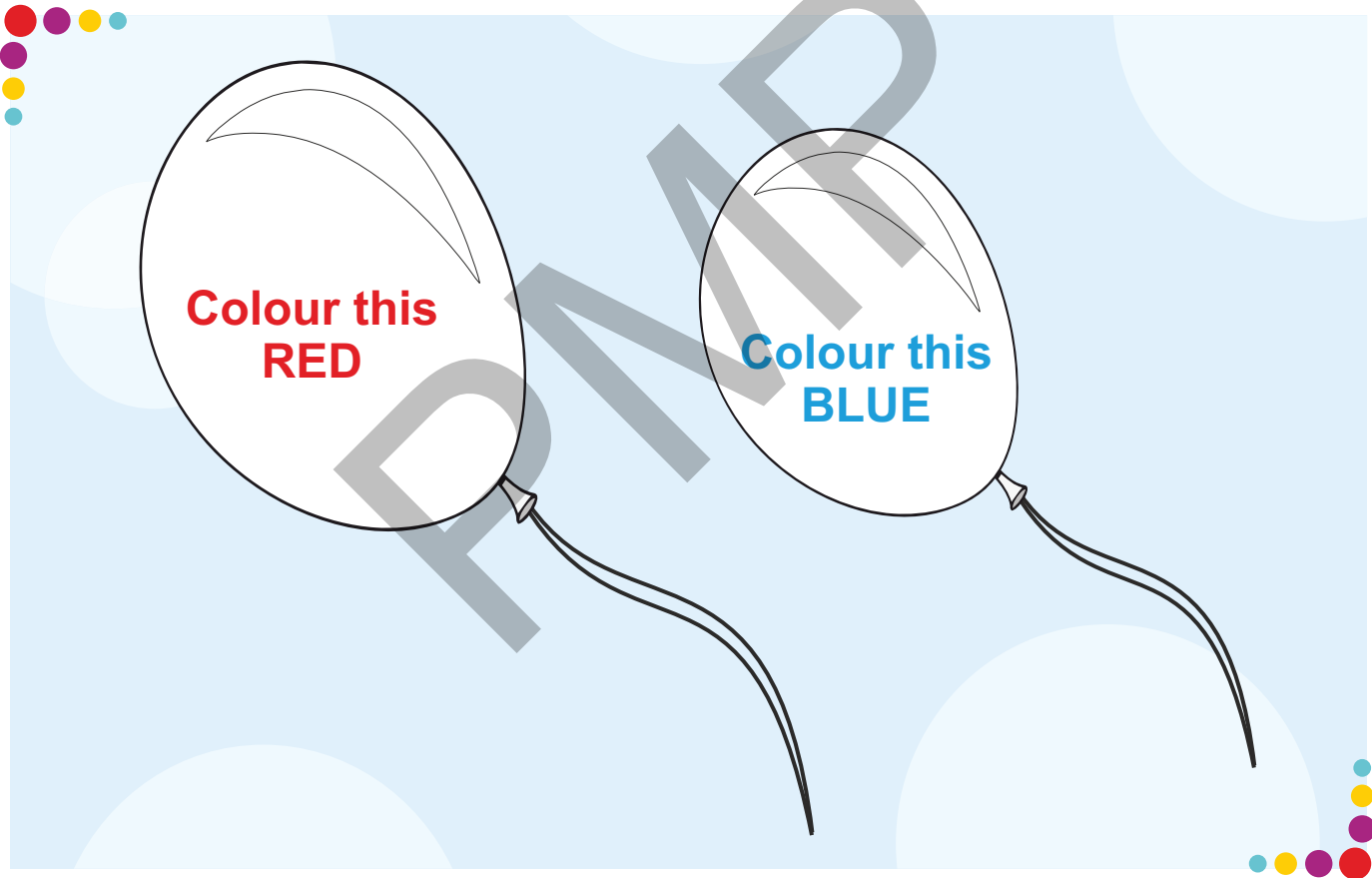
Listen and repeat the rhyme.

*Do it yourself.*


# 2

## Big and Small

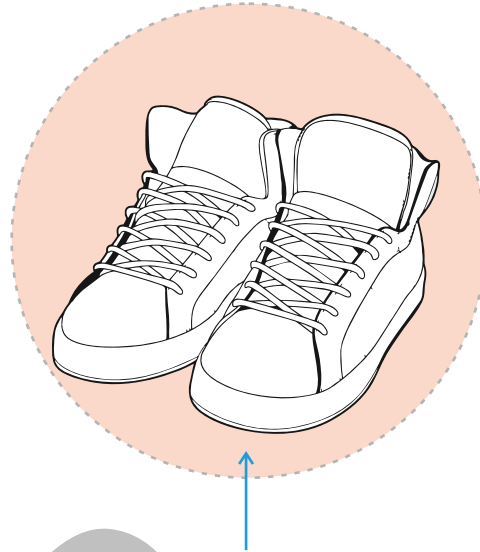
Colour the big balloon **Red** and the small one **Blue**.



Colour the big shoes **Green** and the small shoes **Blue**.



Colour these shoes **GREEN**



Colour these shoes **BLUE**

**3**

## Tall and Short

Colour the tall building **Orange** and the short building **Yellow**.





Cross out (✕) the short vase and tick (✓) the tall vase.



# 4

## Long and Short

Write L for the Long train and S for the Short train.



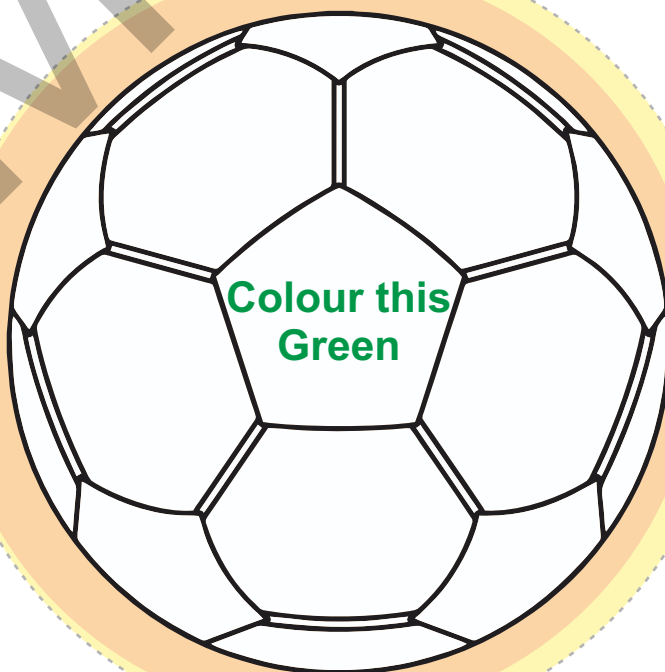

Tick (✓) the long flute and cross out (✗) the short flute.



5

## Heavy and Light

Colour the heavy object **Green** and the Light object **Blue**.



Tick (✓) the heavy fruit and cross out (✗) the light fruit.



6

## Thick and Thin

Colour the thick candle **Brown** and the thin candle **Black**.

*Do it yourself.*

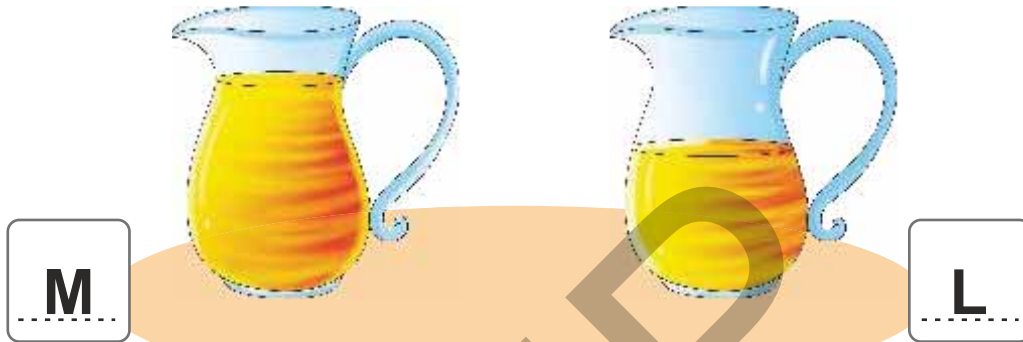
Circle the thick book with a **Yellow** crayon.

*Do it yourself.*

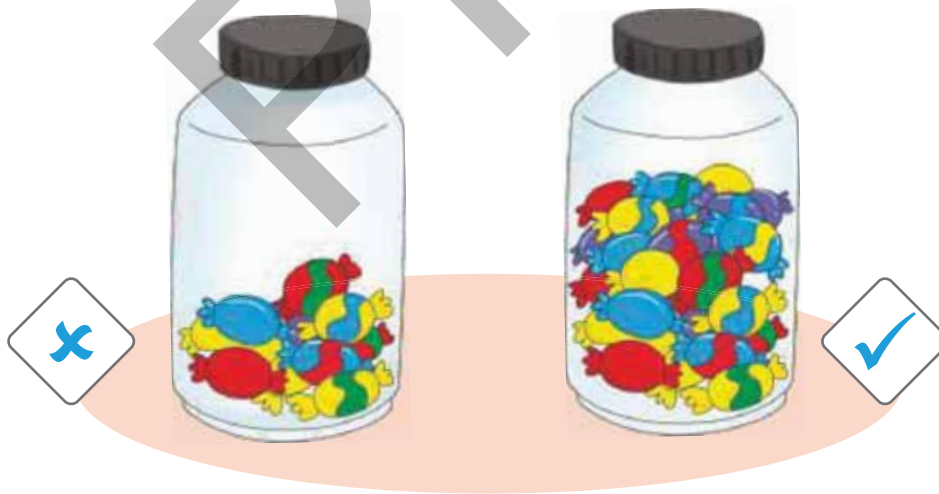
# 7

## More and Less

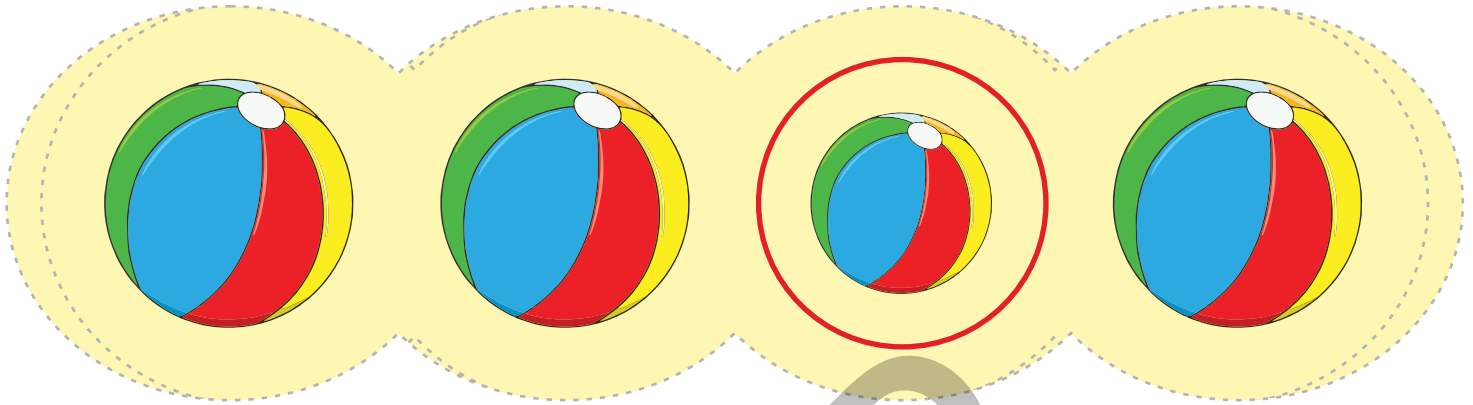
Write M for the jar which has more juice and write L for the jar which has less juice.



Tick (✓) the jar with more number of toffees and cross (✗) the one with less number of toffees.



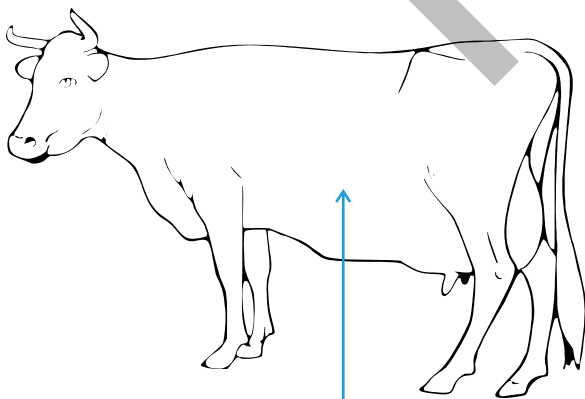
A. Circle the odd one.




B. Circle the tall doll with a red crayon.

*Do it yourself.*

C. Colour the animal which has a long tail.




Colour this animal







D. Circle the glass which has less water.



E. Colour the thick tree.







# MIND BENDERS

Colour the biggest land animal and the tallest land animal.

Colour this animal  
(biggest).



Colour this  
animal (tallest).



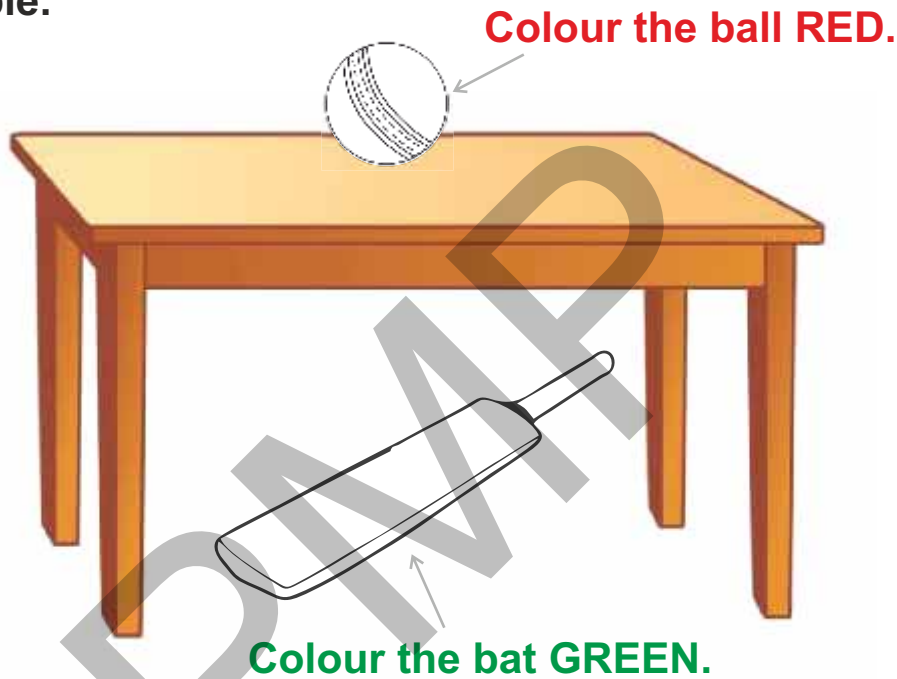
# 9

## On and Under

Point at the animals and say 'on' and 'under' aloud.

*Do it yourself.*

Colour the object **red** that is on the table. Colour the object **green** that is under the table.



# 10

## In and Out

Point at the dogs and say 'in' and 'out' aloud.

*Do it yourself.*

Draw a ball in the circle and a balloon out of the circle.

*Do it yourself.*

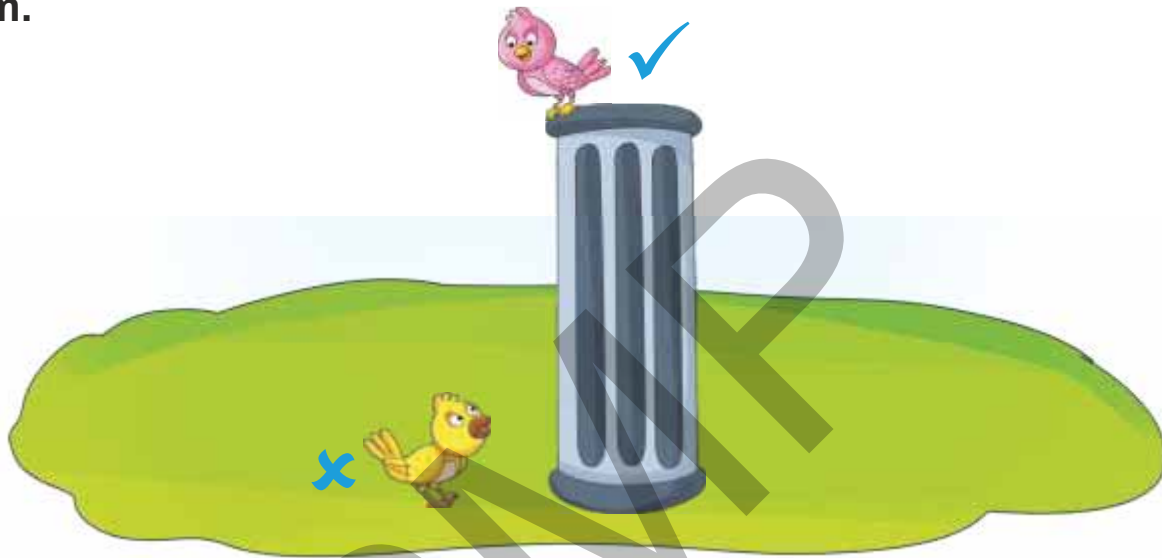
# 11

## Top and Bottom

Point at the animals and say 'top' and 'bottom' aloud.

*Do it yourself.*

Tick (✓) the bird that is on the top and cross (✗) the one that is at the bottom.




# 12

## Near and Far

Out of the tortoise and the rabbit, one is near to the pond and the other is far. Point at them and say 'near' and 'far' aloud.

*Do it yourself.*

Tick (✓) the mouse that is near the cheese and cross out (✗) the one that is far from the cheese.



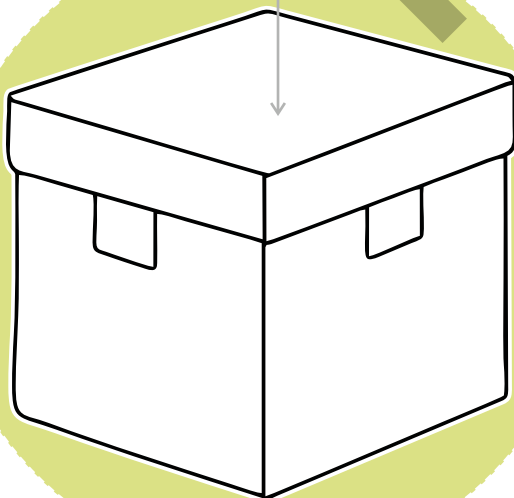
# 13 Closed and Open

Point at the windows and say 'closed' and 'open' aloud.

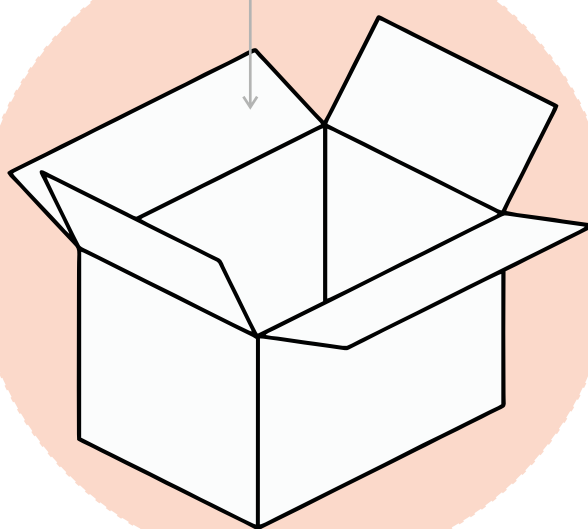
*Do it yourself.*

Colour the closed box **pink** and the open box **violet**.

Colour this box **PINK**.




Colour this box **VIOLET**.



A. Colour the cat **brown** that is on the table and colour the cat black that is under the table.

Colour this cat **BROWN**.




Colour this cat **BLACK**.



B. Circle the bun that is in the jar and cross out (x) the bun that is out of the jar.



C. Tick (✓) the lizard that is on the top of the wall and cross out (✗) the one that is at the bottom of the wall .



D. Colour the butterfly that is far from the flower.

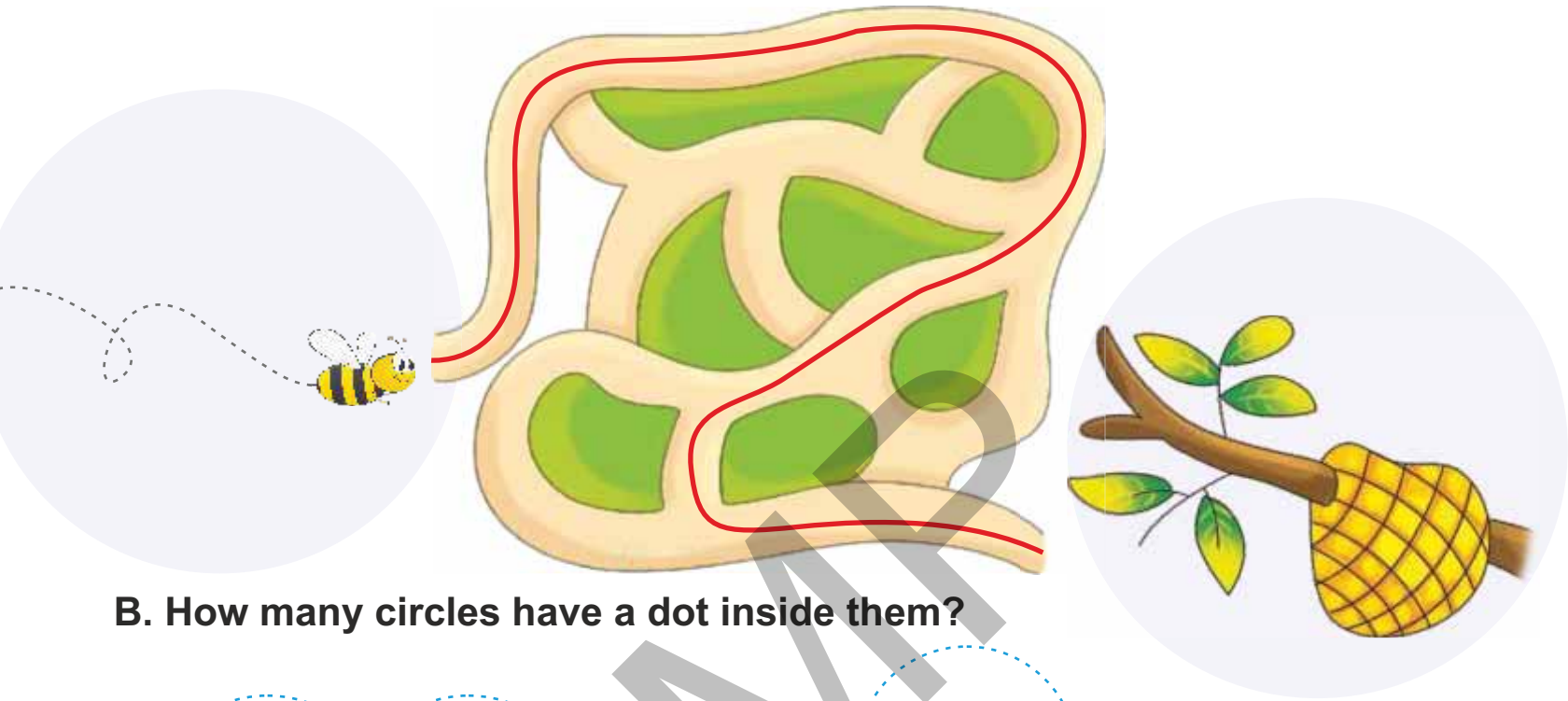


Colour this butterfly.

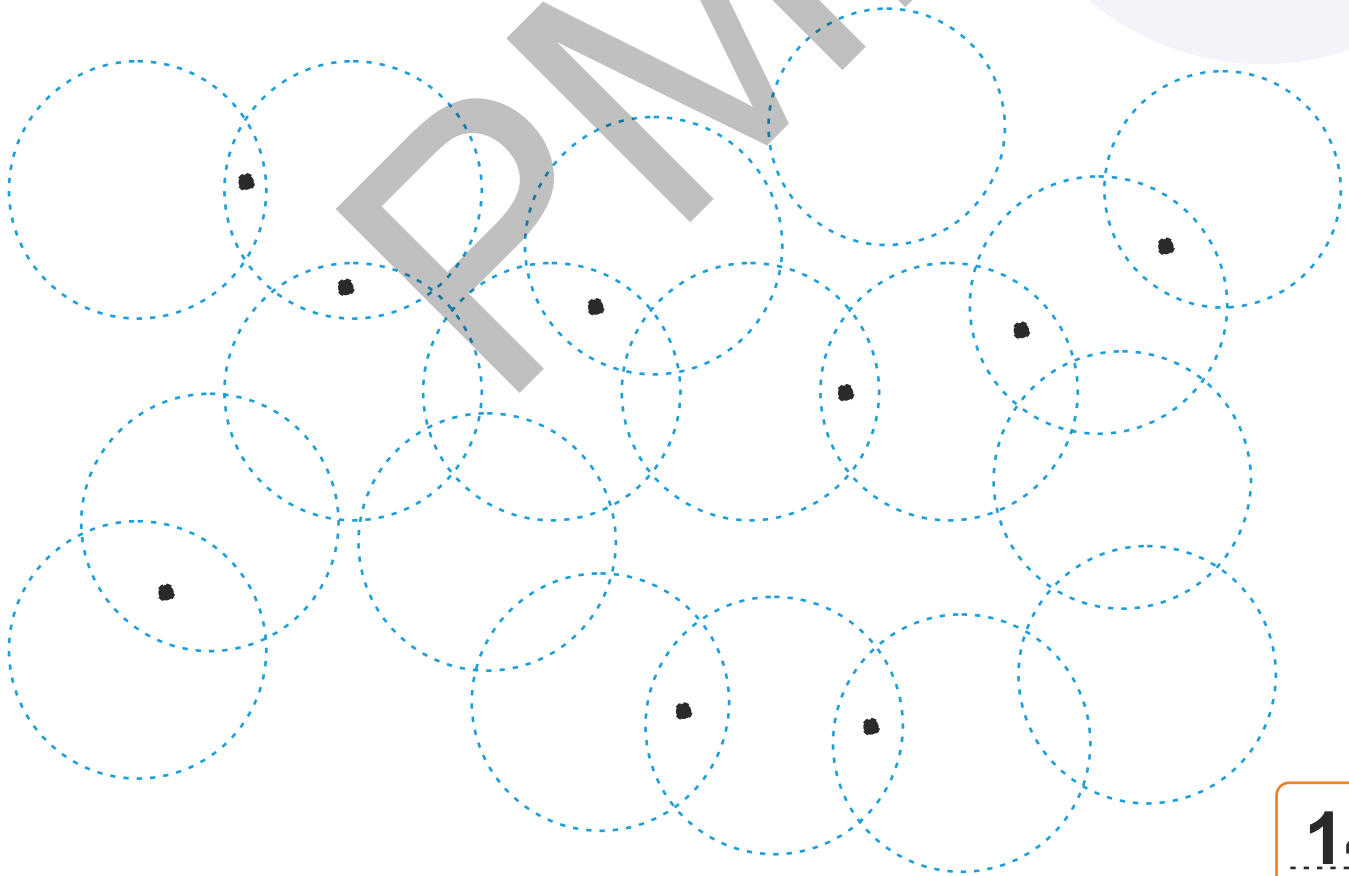


# MIND BENDERS

A. Help the bee reach its hive.



B. How many circles have a dot inside them?



14



# 14

## One, Two Buckle My Shoe

Listen and repeat the rhyme.

*Do it yourself.*

# 15

## Number 1

Point and say aloud.

*Do it yourself.*

Colour 1 star.



Trace the number 1.

*Do it yourself.*

# 16

## Number 2

Point and say aloud.

*Do it yourself.*

Colour 2 stars.



Trace the number 2.

*Do it yourself.*

17

Number 3

Point and say aloud.

*Do it yourself.*

Colour 3 stars.



Trace the number 3.

*Do it yourself.*

# 18 Number 4

Point and say aloud.

*Do it yourself.*

Colour 4 stars.



Trace the number 4.

*Do it yourself.*

# 19 Number 5

Point and say aloud.

*Do it yourself.*

Colour 5 stars.



Trace the number 5.

*Do it yourself.*

# 20 Number 6

Point and say aloud.

*Do it yourself.*

Colour 6 stars.



Trace the number 6.

*Do it yourself.*

# 21 Number 7

Point and say aloud.

*Do it yourself.*

Colour 7 stars.



Trace the number 7.

*Do it yourself.*

# 22 Number 8

Point and say aloud.

*Do it yourself.*

Colour 8 stars.



Trace the number 8.

*Do it yourself.*

# 23

## Number 9

**Point and say aloud.**

*Do it yourself.*

**Colour 9 stars.**



**Trace the number 9.**

*Do it yourself.*

# 24

## Number 0

**Point and say aloud.**

*Do it yourself.*

**Trace the number 0.**

*Do it yourself.*

# 25 Number 10

**Point and say aloud.**

*Do it yourself.*

**Colour 10 stars.**



**Trace the number 10.**

*Do it yourself.*

# 26 Counting from 1 to 10

**Count from 1 to 10 and show fingers as shown in the pictures.**




*Do it yourself.*

# 27 Reverse Counting from 10 to 1

**Count from 10 to 1 and show fingers as shown in the pictures.**

*Do it yourself.*

A. Count the insects and colour the circle with correct number.





B. Look at the pictures and fill in the boxes with correct numbers.




  2   birds



  1   bird



  0   bird



  2   buns




  1   bun




  0   bun

C. Draw and colour as many leaves on the tree as the number written near it.


3




8



6




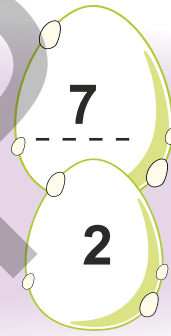
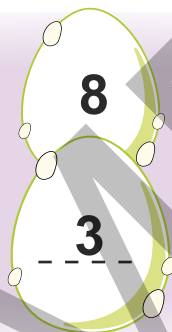
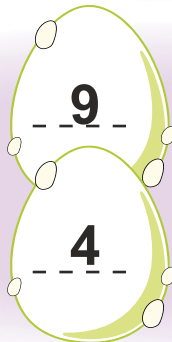


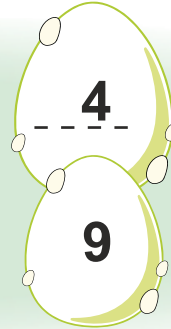

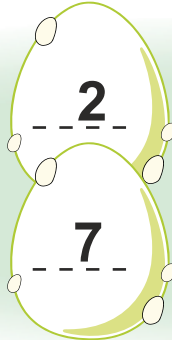
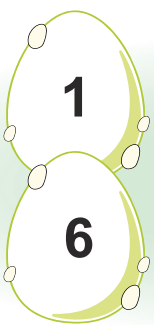
9





# MIND BENDERS

A. Fill in the missing numbers.



B. Join numbers from 10 to 1 to get the picture of a fish. Also, colour it.

*Do it yourself.*

## 28

## Three Little Toy Cars

Listen and repeat the rhyme.

*Do it yourself.*

# 29

## Before, After, Between

Look at the pictures and understand the terms 'before' and 'after'.

*Do it yourself.*

Look at the pictures and understand the term 'between'.


*Do it yourself.*

Let us understand Before, After and Between on a number line.















*Do it yourself.*

Now **I** Know















A. Write the number that will come before:








**B. Write the number that will come after:**

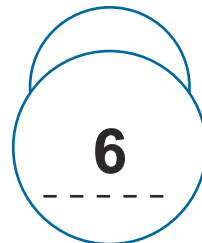




							
							







**C. Write the number that will come between:**

**D. Fill in the blanks with the numbers that should come before and after the given numbers. One has been done for you.**




		
		





# MIND BENDERS

A. Which animal is before leopard? Circle it and say its name aloud.





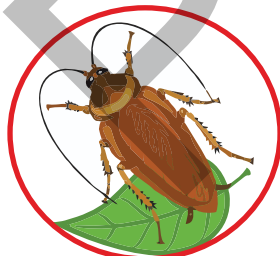
Hen

B. Which bird is just after pigeon? Circle it and say its name aloud.




Sparrow

C. Which insect is between the grasshopper and the dragonfly? Circle it and say its name aloud.



Cockroach

D. How many letters are there between L and P? Write their number. Also name those letters.



# 30

# Shelly

Listen and repeat the rhyme.

*Do it yourself.*



# 31

# Triangle

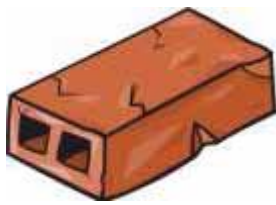
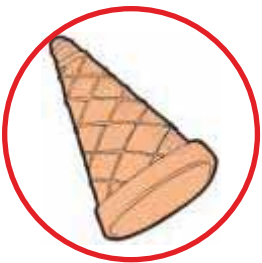
Trace the triangle.

*Do it yourself.*

Fill colour in the triangle.



Circle the shapes that are triangles.



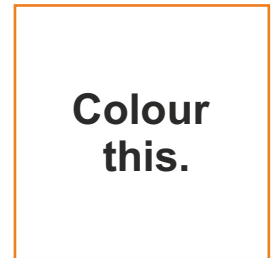


# 32

## Square

Trace the square.

*Do it yourself.*

Fill colour in the square.



Circle the shapes that are squares.



# 33


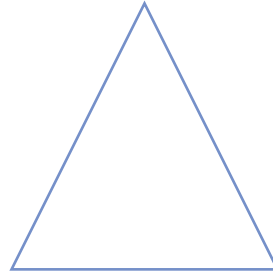

## Rectangle

Trace the rectangle.

*Do it yourself.*



Fill colour in the rectangle.



Circle the shapes that are rectangles.




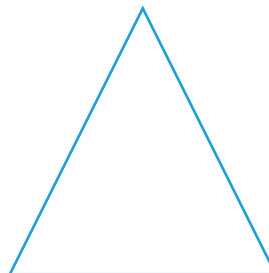

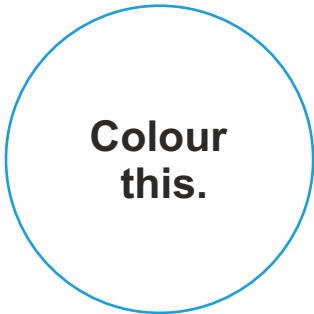
34

Circle

Trace the circle.

*Do it yourself.*

Fill colour in the circle.



Circle the shapes that are circles.



35



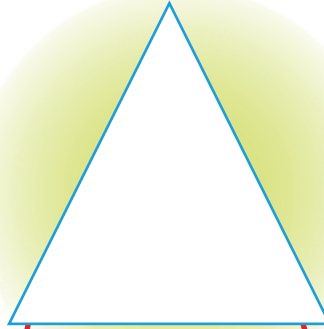
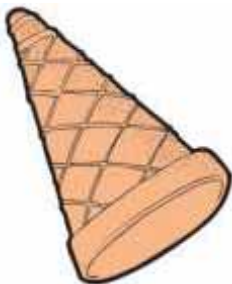
Pattern

Fill colour in the blank shapes to complete the pattern.

*Do it yourself.*

PMP

A. Match the objects with correct shape.



**B. Colour the triangle red, square blue, rectangle pink and circle green.**

*Do it yourself.*

**C. Draw the shape that will come next.**


*Do it yourself.*

PMP



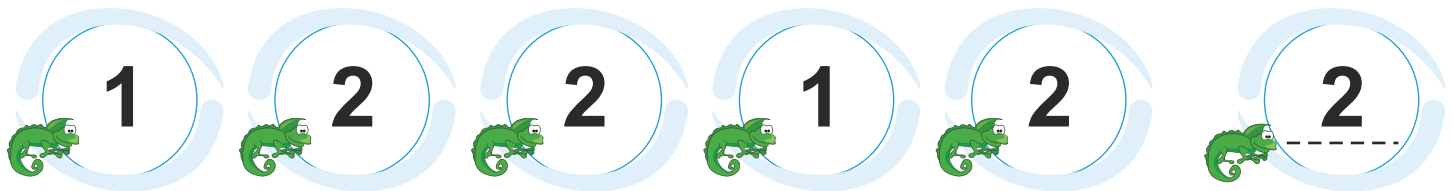
# MIND BENDERS

A. Count the number of each type of shape and fill in the boxes.



	11		7		8		10
---	----	---	---	---	---	---	----

B. Fill in the blanks to complete the patterns.



# 36

## Ten Little Green Frogs

Listen and repeat the rhyme.

*Do it yourself.*

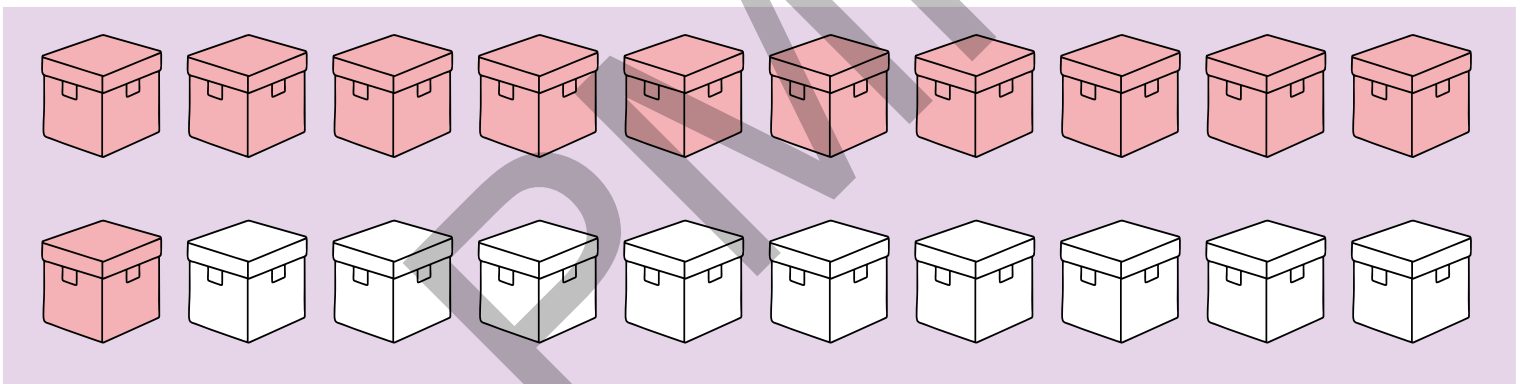
# 37

## Number 11

Point and say aloud.

*Do it yourself.*

Fill colour in 11 boxes.



Trace the number 11.

*Do it yourself.*

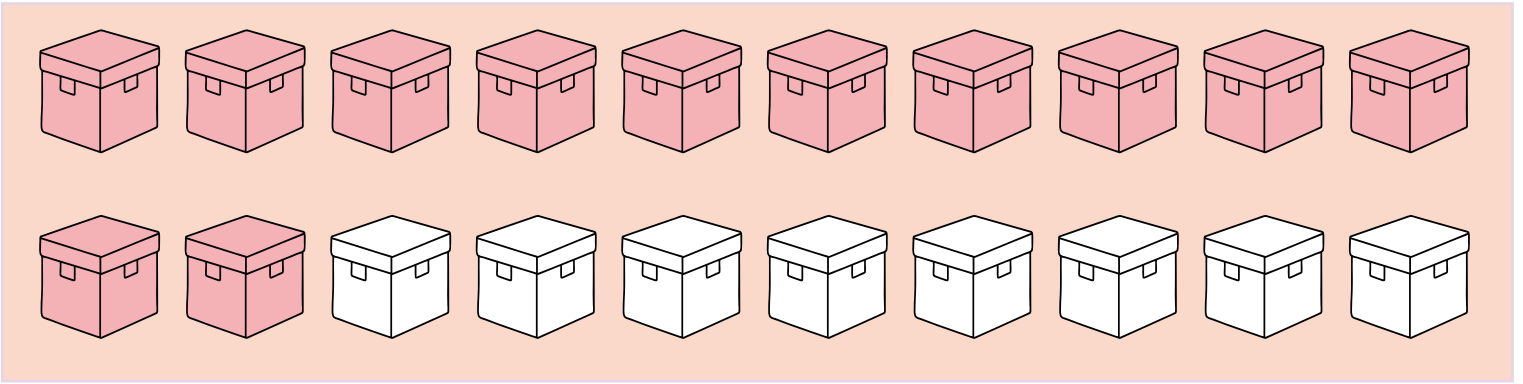
# 38

## Number 12

Point and say aloud.

*Do it yourself.*

Fill colour in 12 boxes.



Trace the number 12.


*Do it yourself.*

# 39 Number 13

Point and say aloud.

*Do it yourself.*

Fill colour in 13 boxes.



Trace the number 13.

*Do it yourself.*


# 40

## Number 14

Point and say aloud.

*Do it yourself.*

Fill colour in 14 boxes.



Trace the number 14.

*Do it yourself.*

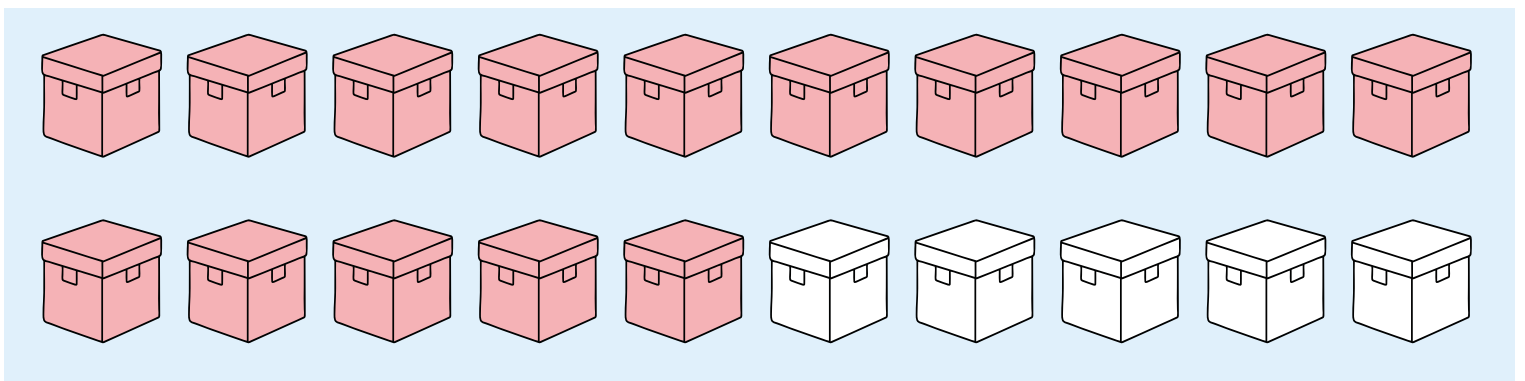
# 41

## Number 15

Point and say aloud.

*Do it yourself.*

Fill colour in 15 boxes.



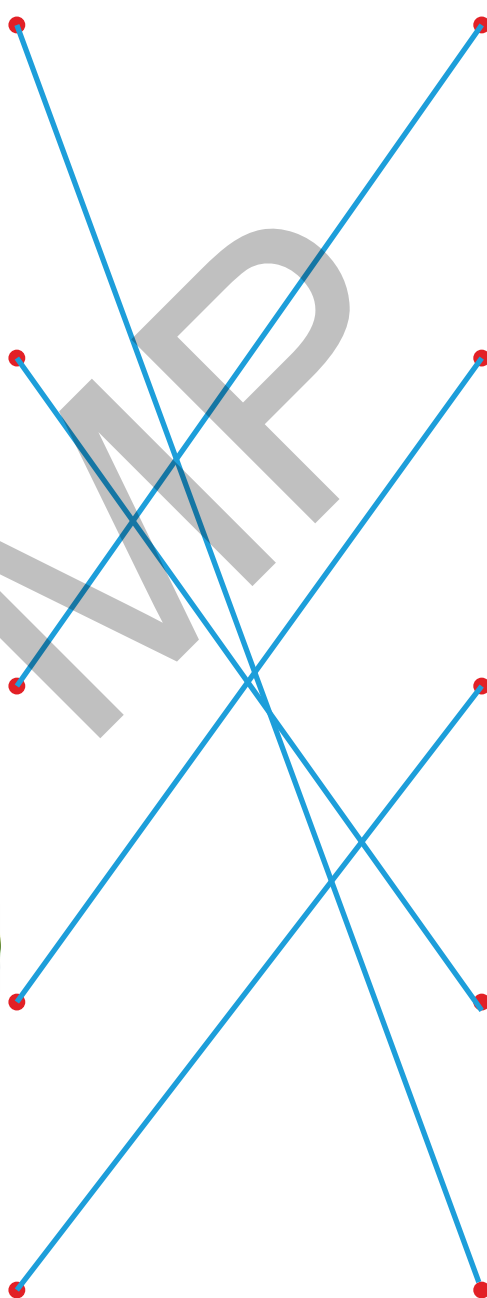






**Trace the number 15.**

*Do it yourself.*

PMP

A. Count the objects and match them with correct numbers.



**B. Trace and write the numbers from 1 to 15.**

*Do it yourself.*

**C. Fill in the missing numbers.**

1 2 3 4 5  
6 7 8 9 10  
11 12 13 14 15

# 42

## Number 16

**Point and say aloud.**

*Do it yourself.*

**Fill colour in 16 boxes.**

16 boxes for coloring activity.

**Trace the number 16.**

*Do it yourself.*

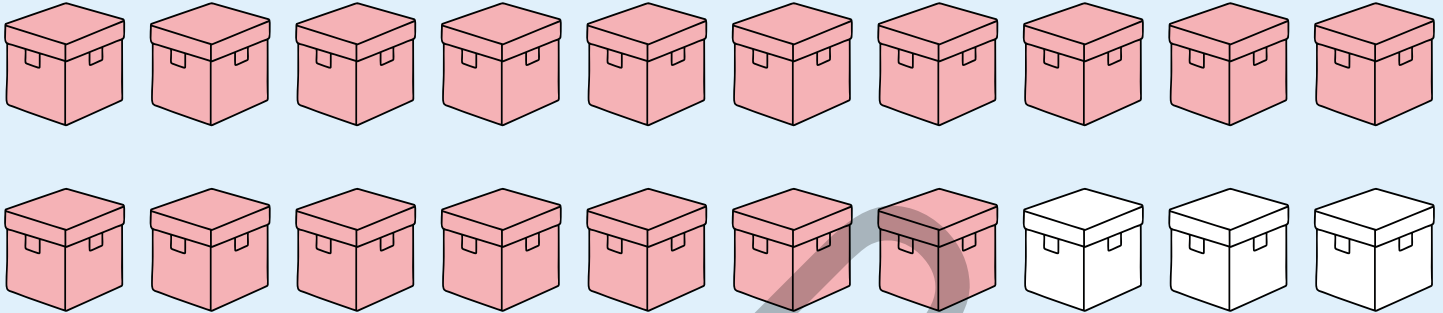
# 43

## Number 17

Point and say aloud.

*Do it yourself.*

Fill colour in 17 boxes.



Trace the number 17.

*Do it yourself.*


# 44

## Number 18

Point and say aloud.

*Do it yourself.*

Fill colour in 18 boxes.



Trace the number 18.

*Do it yourself.*

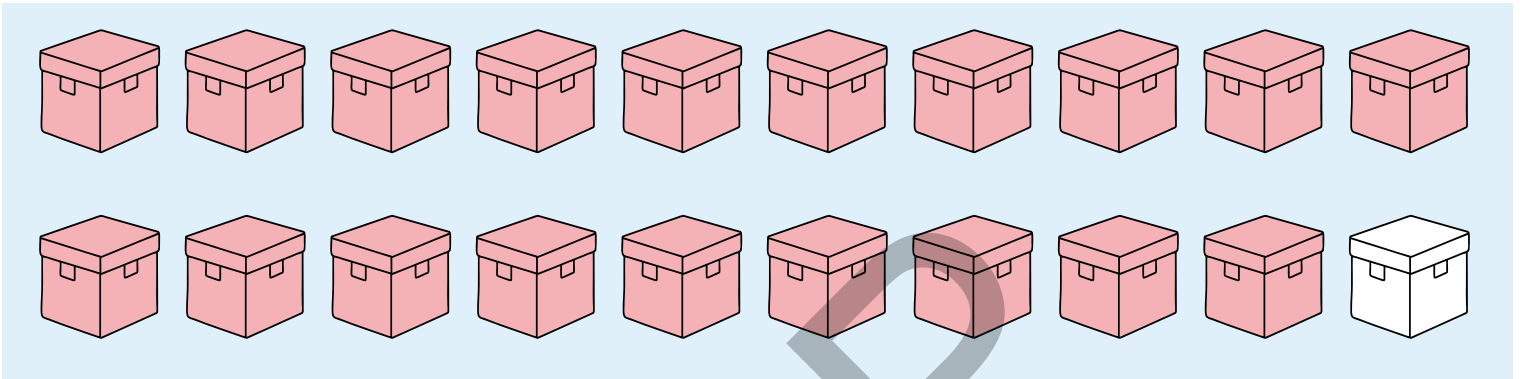
# 45

## Number 19

**Point and say aloud.**

*Do it yourself.*

**Fill colour in 19 boxes.**



**Trace the number 19.**

*Do it yourself.*

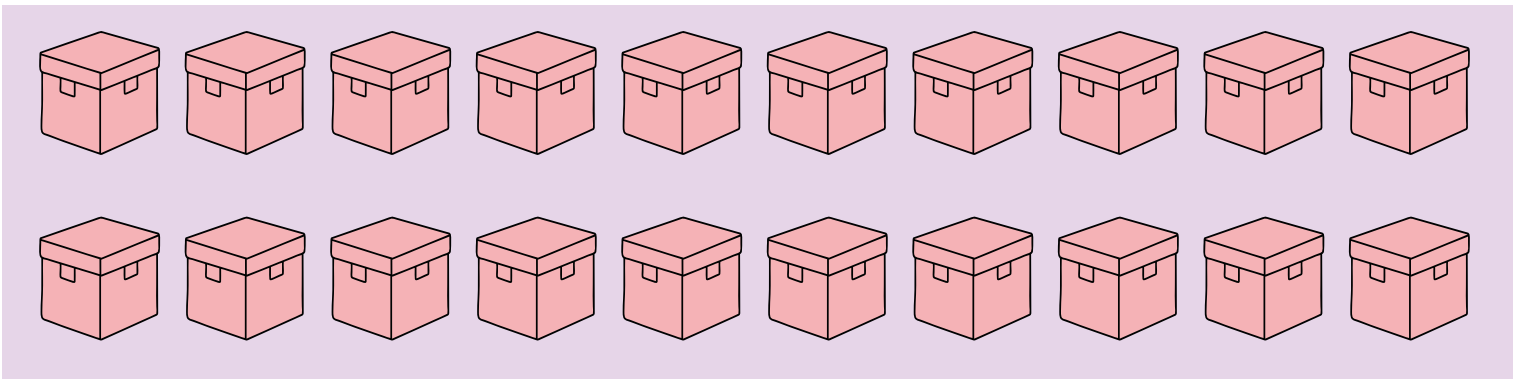
# 46

## Number 20

**Point and say aloud.**

*Do it yourself.*

**Fill colour in 20 boxes.**



**Trace the number 20.**

*Do it yourself.*

# 47

## Counting from 1 to 20

Count from 1 to 20.

*Do it yourself.*

# 48

## Reverse Counting from 20 to 1

Count from 20 to 1.


*Do it yourself.*




A. Trace the numbers from 1 to 20.

*Do it yourself.*

B. Count the objects and colour the box with correct number.




5	3	4
---	---	---




5	2	6
---	---	---







8	5	7
---	---	---




10	8	7
----	---	---


2	1	3
---	---	---




9	8	10
---	---	----



5	7	6
---	---	---



9	4	7
---	---	---



**C. Fill in the missing numbers.**

<b>1</b>	<b>2</b>	<b>3</b>	<b>4</b>	<b>5</b>
<b>6</b>	<b>7</b>	<b>8</b>	<b>9</b>	<b>10</b>

11

12

13

14

15

16

17

18

19

20

**D. Match the numbers with number names.**

*Do it yourself.*

4

6

9

12

17

NINE

TWELVE

FOUR

SEVENTEEN

SIX



E. Write the number that will come before:

6 7 14 15  
8 9 17 18  
10 11 19 20

F. Write the number that will come after:

3 4 14 15  
9 10 17 18  
12 13 19 20

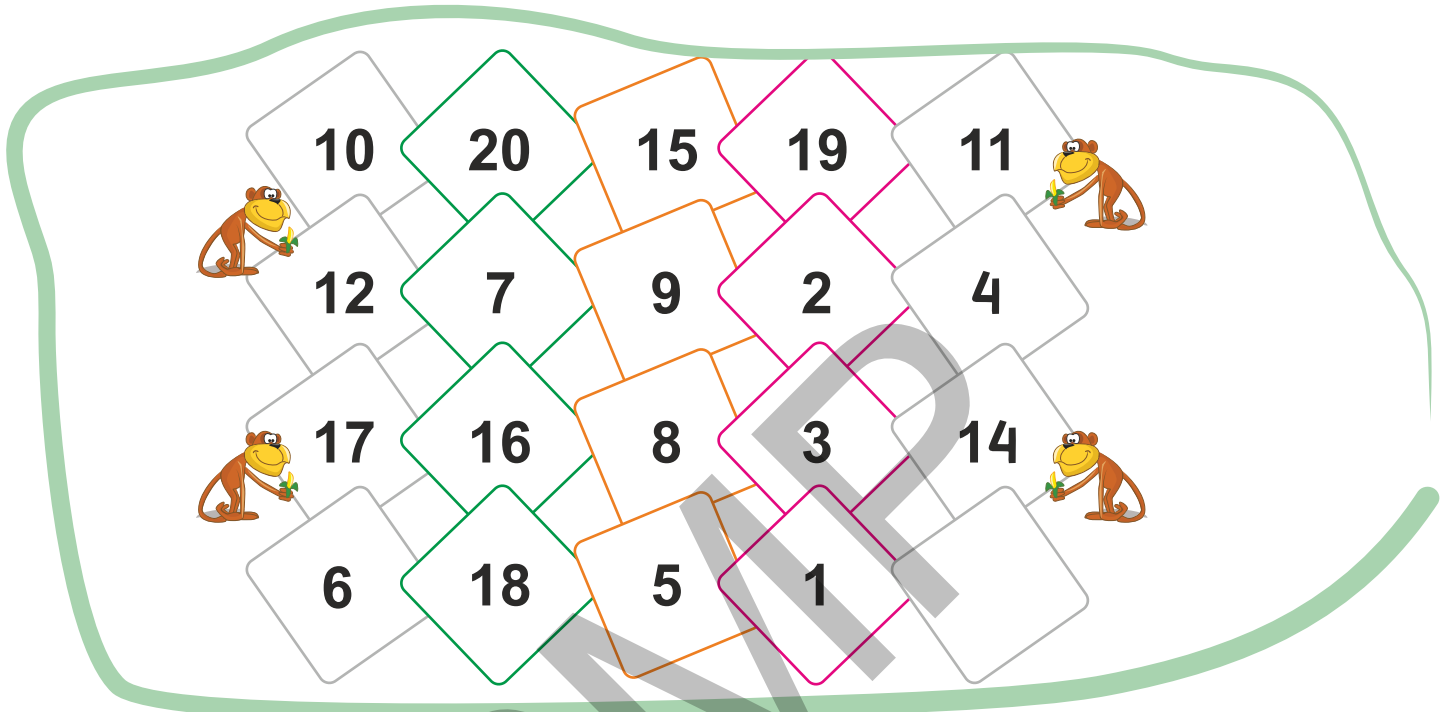
G. Write the number that will come between:

6 7 8 15 16 17  
10 11 12 18 19 20



# MIND BENDERS

A. One number is missing from the number given from 1 to 20. Write the missing number in the blank box.



The missing number is

13

B. Number 17 is hidden in the following picture. Find and circle it.



# 49

## Numbers 21 to 30

Count, trace and write.

*Do it yourself.*

# 50

## Numbers 31 to 40

Count, trace and write.


*Do it yourself.*

# 51

## Numbers 41 to 50

Count, trace and write.

*Do it yourself.*




**A. Trace and write the numbers from 21 to 50.**

*Do it yourself.*

**B. Count the leaves and write in the blank.**




24




31




40




33




47




29




20



48



50



45

# 52 Counting in Tens

Let us learn counting in tens.

*Do it yourself.*

# 53 Numbers 51 to 60

Let us learn the number 51.

*Do it yourself.*

Trace and write the numbers from 51 to 60.

*Do it yourself.*

# 54 Numbers 61 to 70

Let us learn the number 61.

*Do it yourself.*

Trace and write the numbers from 61 to 70.

*Do it yourself.*

# 55

## Numbers 71 to 80

**Let us learn the number 71.**

*Do it yourself.*

**Trace and write the numbers from 71 to 80.**

*Do it yourself.*

# 56

## Numbers 81 to 90

**Let us learn the number 81.**

*Do it yourself.*

**Trace and write the numbers from 81 to 90.**

*Do it yourself.*

# 57

## Numbers 91 to 100

**Let us learn the number 91.**

*Do it yourself.*

**Trace and write the numbers from 91 to 100.**

*Do it yourself.*

# 58

## Counting in Tens

Let us learn counting by tens.

*Do it yourself.*

# 59

## Counting from 1 to 100

Let us count from 1 to 100.

*Do it yourself.*



A. Trace the numbers from 1 to 100.

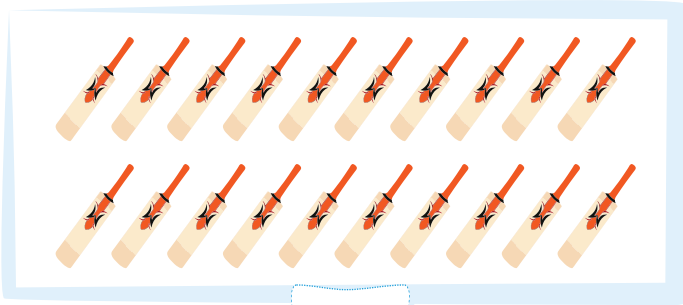
*Do it yourself.*

**B. Write the missing numbers.**

1	11	21	31	41	51	61	71	81	91
2	12	22	32	42	52	62	72	82	92
3	13	23	33	43	53	63	73	83	93
4	14	24	34	44	54	64	74	84	94
5	15	25	35	45	55	65	75	85	95
6	16	26	36	46	56	66	76	86	96
7	17	27	37	47	57	67	77	87	97
8	18	28	38	48	58	68	78	88	98
9	19	29	39	49	59	69	79	89	99
10	20	30	40	50	60	70	80	90	100




C. Count the objects and write in the box.




20



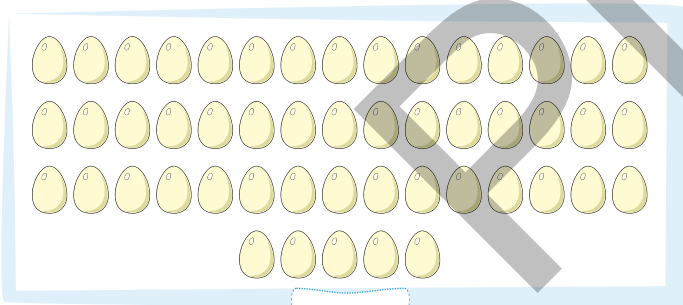
19




30




45




50




12




50




48




62



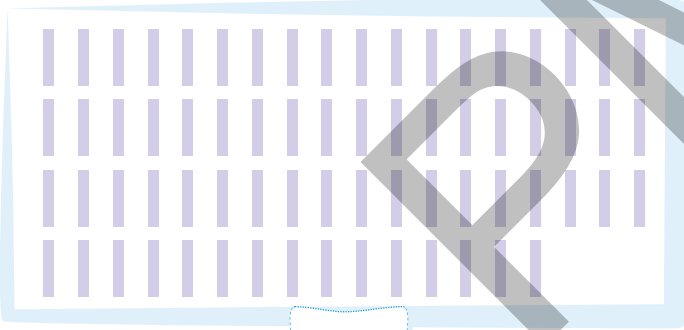
55




72




85




69



96























88




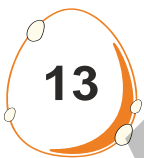


















77










**D. Write the number that will come before.**

**E. Write the number that will come after.**

**F. Write the number that will come between.**



# MIND BENDERS

Join the numbers from 1 to 100 in order to get a picture. Colour it and write its name in the given box.

*Join numbers and colour it yourself*

Monkey

PMP