

Chapter-1: Myself

EVS-FS1
(Worksheet)

A. I am a

a) girl

b) boy

Paste your picture here.

B. Tick (✓) the game/games you like to play.



a) Ball



b) Ludo



c) Blocks


C. Colour the fruit/fruits you like to eat.



a) Mango



b) Apple



c) Grapes

D. Circle the animal/animals you like.



Chapter-2: My Body

EVS-FS1
(Worksheet)

A. Match the word with the correct picture.

1. Hand



2. Leg



3. Mouth




4. Nose



5. Eye



B. Find and draw the missing part and colour the face.



C. Tick (✓) the correct option.

1. I smell with my:



2. I hear with my:




3. I eat with my:



Chapter-3: Chi-Chi Bird

EVS-FS1
(Worksheet)

A. Look at the picture and discuss it with your friend.



B. Which objects can you see in the above picture? Think and draw any four in the boxes.



Chapter-4: My Family

EVS-FS1
(Worksheet)

A. Look at the picture and discuss it with your family.



B. Paste the picture of your family members in the given space.

Grandmother

Grandfather

Mother

Father

Sister/Brother


Pet



Chapter-5: My Safety

EVS-FS1
(Worksheet)

A. Colour the things you should not play with.



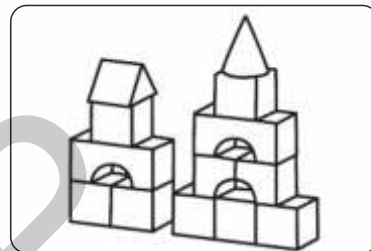
Knife



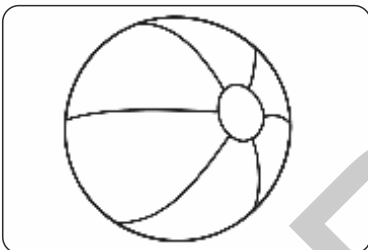
Doll



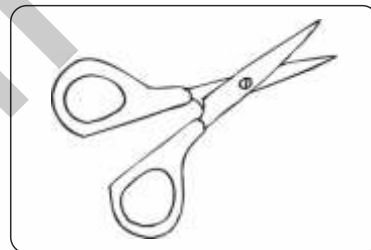
Candle



Blocks



Ball

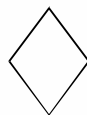


Scissors

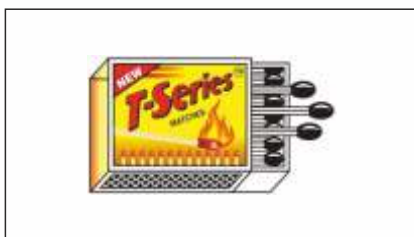
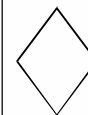
B. Tick (✓) the things you should play with.



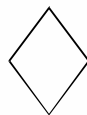
Toy car



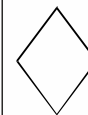
Pin



Match box



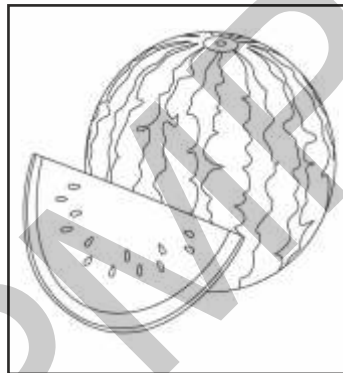




Teddy bear





Chapter-6: Fruits

EVS-FS1
(Worksheet)

A. Colour the fruits and say their names aloud.



B. Circle all oranges, count them and write the number in the box.






Chapter-7: Vegetables

EVS-FS1
(Worksheet)

- A. Priya loves vegetables but she is not able to reach them. Can you please help her?



- B. Count the potatoes, lady's fingers, onions, and tomatoes, and write their number in the correct boxes.



Potatoes

Onions

Lady's fingers

Tomatoes



Chapter-8: On the Beach

EVS-FS1
(Worksheet)

A. Tick (✓) the things you are likely to see on the beach.



Chapter-9: Animals

EVS-FS1
(Worksheet)

A. Tear and paste black and yellow papers on the body of the penguin as shown in the figure.



B. Tick (✓) the right word.

1.



gives us

a) milk b) egg c) wool

2.



gives us

a) milk b) egg c) wool

3.



gives us

a) milk b) egg c) wool



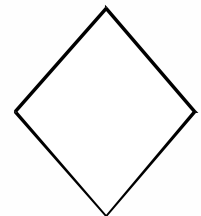
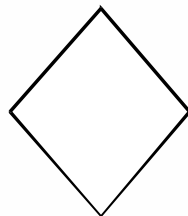
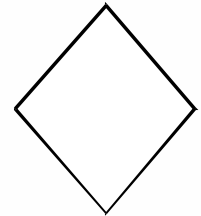
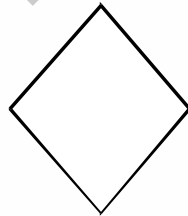
Chapter-10: Travel

EVS-FS1
(Worksheet)

A. Circle the vehicle which has four tyres.



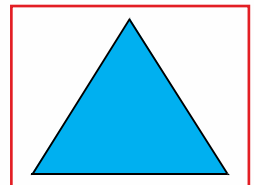
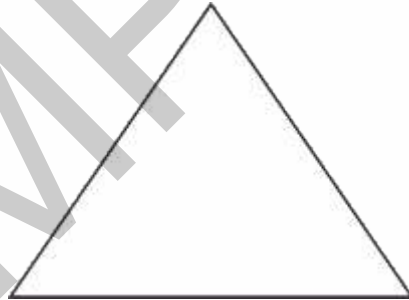


B. Tick (✓) the vehicles that you see on the road.



Chapter-11: Colours

EVS-FS1
(Worksheet)

A. Colour the pictures as shown.



B. Colour the car with the colours of your choice.




Chapter-12: Water and Air

EVS-FS1
(Worksheet)

A. Circle the activities which need air.



B. Colour the kites according to the colour code given below.



Chapter-13: Clothes

EVS-FS1
(Worksheet)

A. Tick (✓) the correct name of each type of clothes.



a) Frock

b) Shirt



a) Skirt

b) Shirt



a) Trousers

b) Shirt


B. Colour the picture of the T-shirt with the colours of your choice.



Chapter-14: In the Park

EVS-FS1
(Worksheet)

A. Tick (✓) the things you see in the park.



Chapter-15: House

EVS-FS1
(Worksheet)

A. Tick (✓) the correct name of the rooms where you find the following things.



- a) Kitchen
b) Living room


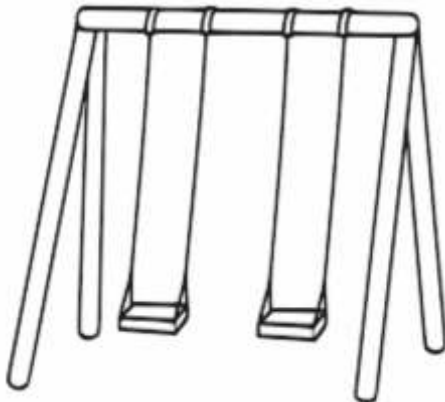
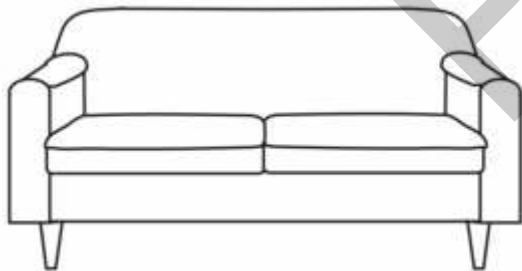


- a) Kitchen
b) Washroom



- a) Washroom
b) Bedroom

B. Colour the pictures of things which you find inside the house.




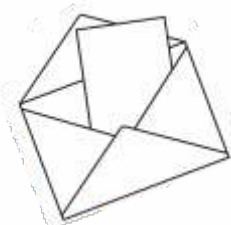
Chapter-16: Our Helpers

EVS-FS1
(Worksheet)

A. Tick (✓) the correct pictures which are related to the given helpers.

		<input type="checkbox"/>			<input type="checkbox"/>
		<input type="checkbox"/>			<input type="checkbox"/>
		<input type="checkbox"/>			<input type="checkbox"/>
		<input type="checkbox"/>			<input type="checkbox"/>
		<input type="checkbox"/>			<input type="checkbox"/>

B. Colour the pictures.




Chapter-17: Places Around Us

EVS-FS1
(Worksheet)

A. Match the people with the places where you would find them.



B. Colour the pictures.



A. Let us colour the Sun.

1. Take some cotton.
2. Spread glue over the sun and paste the cotton over it.
3. With the help of paint (water colours), fill the colour yellow inside the circle and orange outside the circle as shown in the picture.

