

Based on NCF 2022  
for Foundational  
Stage and NIPUN  
BHARAT 2021



*Skillment*



# ENGLISH

A Multi-skill Activity Book on English

**FS-1**  
Nursery



Worksheet

# Chapter-1: Let's Trace

English (FS-1)  
(Worksheet)

## A. Trace the given lines.

1.



# Chapter-2: Let's Revise (A to D)

English (FS-1)  
(Worksheet)

A. Trace the letters.

A B C D

B. Find and circle the letter 'B' and tick (✓) the letter 'D'.

E	D	A	B	C	D	A	B	C
F	B	G	R	B	D	H	J	B
D	A	D	C	N	B	Y	I	B
A	D	B	A	F	H	B	X	N
D	E	D	A	T	W	E	B	M

C. Tick the correct picture.

1. A for



2. C for



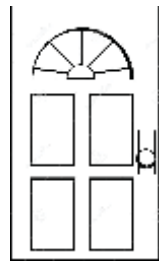



3. D for

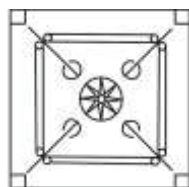



### D. Colour the correct picture

1. B for



2. A for


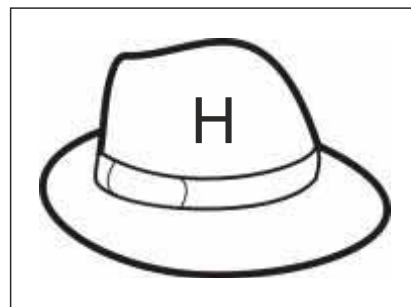

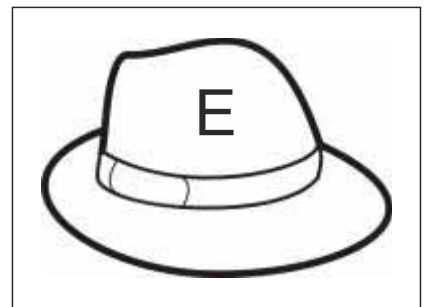

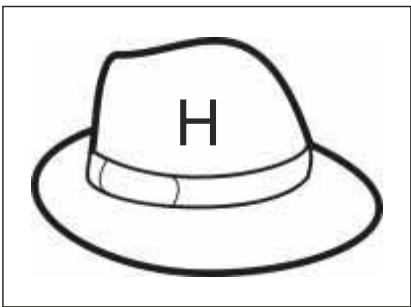

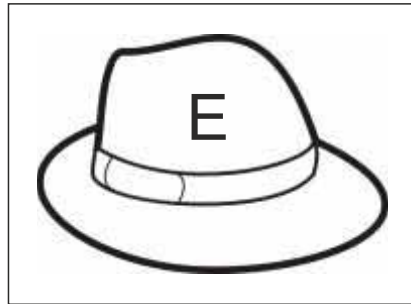


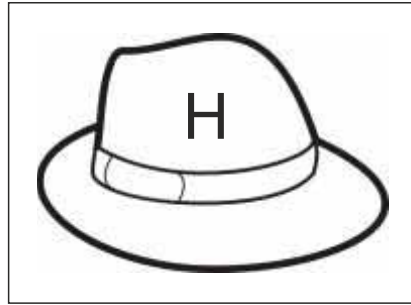
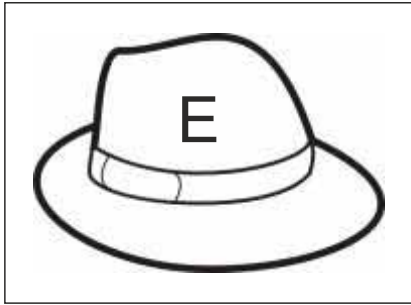


# Chapter-3: Let's Revise (E to H)

A. Match the pictures with correct letters.



**B. Colour the hat brown with the letter 'E', pink with letter 'G' and yellow with letter 'H'.**



# Chapter-4: Let's Revise (I to L)

English (FS-1)  
(Worksheet)

A. Look at the picture. Tick (✓) the correct letter.



L

J



K

I



K

L



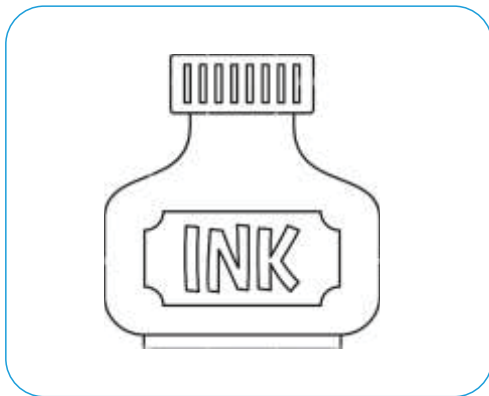
J

I

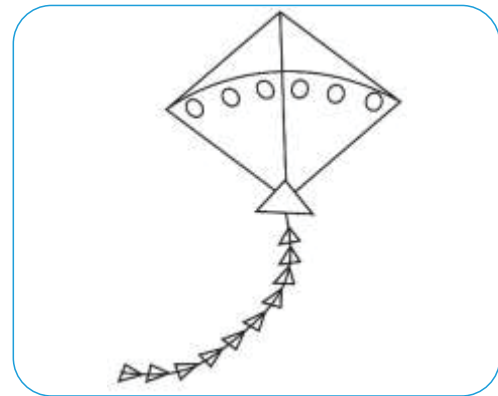



## B. Colour the correct picture.

1. I for



2. K for



3. L for





# Chapter-5: Let's Revise (M to P)

English (FS-1)  
(Worksheet)

## A. Match the same letter.



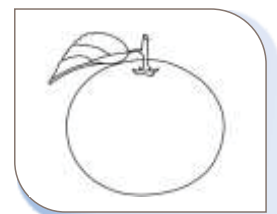
M  
O  
N  
P

O  
N  
P  
M



## B. Circle the correct picture.

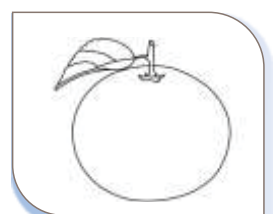
1. M for



2. O for



3. P for



# Chapter-6: Let's Revise (Q to T)

English (FS-1)  
(Worksheet)

A. Match the picture with correct letter.



B. Tick (✓) the correct letter.



R

S



Q

S




R

T



Q

T



S

Q



# Chapter-7: Let's Revise (U to W)

English (FS-1)  
(Worksheet)

A. Find and circle the letter 'V'.

U	W	W	W	U	V	V	U	W
U	W	U	V	V	U	W	U	U
W	V	V	U	U	W	U	V	U
V	U	V	W	W	W	U	V	W
W	W	W	U	V	W	U	W	V

B. Colour the correct picture.

1. U for





2. W for






C. Tick (✓) the correct letter.



# Chapter-8: Let's Revise (X to Z)

English (FS-1)  
(Worksheet)

A. Circle the correct word.



B. Match the pictures with correct letter.



# Chapter-9: I Can Fill Missing Letters

English (FS-1)  
(Worksheet)

Fill the missing space.

A

D

F

I

K

N

P

R

S

V

Z

