

Skillment  
**English**  
Grammar



**FS-4**  
Class-1

Based on NCF for  
Foundational Stage  
2022 and NIPUN  
BHARAT 2021

Answer Key



# Contents

1. Alphabetical Order	3
2. Vowels and Consonants	3
3. This is/That is	3
4. Naming Words	3
5. One and Many	4
6. Use of Is, Am, Are	4
7. These are/Those are	4
8. He and She Words	4
9. Doing Words	5
10. Pronouns	5
11. Describing Words	5
12. Opposite Words	6
13. A or An	6
14. In, On, Under, Behind	6
15. Activities for Skill Formation	6
16. Short Composition	7
17. Comprehension	8

## Unit 1

### Alphabetical Order

- I. E, Z, A, T (Alphabetical order: A, E, T, Z)
- II. apple, banana, cherry, mango, papaya
- III. cow, dog, elephant, horse, sheep
- IV. crow, duck, eagle, parrot, pigeon
- V.

O
B
E
Y
Y
O
U
R
E
L
D
E
R
S

## Unit 2

### Vowels and Consonants

- I. 1. e                      2. a                      3. o                      4. i                      5. u                      6. e
- II. 1. d                      2. c                      3. j                      4. x                      5. v                      6. p
- III. PARROT,                      BUTTER,                      COMPUTER,                      HORSE,  
LAPTOP,                      QUEEN
- IV. 1. APPLE                      2. UMBRELLA                      3. FINGER                      4. PIGEON  
5. SCHOOL
- V. 1. ONION                      2. PINE APPLE                      3. PEACOCK                      4. CAKE  
5. GUITAR
- VI. 1. CARROT                      2. CHERRY                      3. RICE                      4. TOMATO  
5. MILK                      6. APPLE                      7. EGG                      8. CORN

## Unit 3

### This is/That is

- I. 1. This is                      2. This is                      3. This is                      4. This is
- II. 1. That is                      2. That is                      3. That is
- III. 1. This is                      2. That is                      3. This is                      4. That is                      5. This is
- IV. 1. This is a duck.                      2. That is a wall clock.                      3. This is a cake.
- V. 16, bowl

## Unit 4

### Naming Words

- I. girl, cobbler, teacher, doctor, painter, tailor
- II. 1. clinic                      2. zoo                      3. school                      4. park                      5. kitchen
- III. Ask the students to find these names.  
PENGUIN, PARROT, SPARROW, WOLF, FOX, DUCK, CUCKOO, TIGER, RABBIT, BEAR
- IV. 1. Sun                      2. spoon                      3. pencil

Persons	Places	Animals/Birds	Things
gardener	garden	monkey	van
student	mall	snail	basket
grocer	office	giraffe	phone
policeman	church	goose	eraser

- VI 1. doctor                      2. elephant                      3. eyes                      4. Ludo
- VII. Naming words: farmer, goose, egg, eggs, market, wife.  
The story teaches us that greed can lead to great loss.

## Unit 5 One and Many

- I. 1. ants                      2. boys                      3. fans                      4. ships
- II. 1. brushes                      2. mangoes                      3. foxes                      4. benches  
5. potatoes
- III. 1. pens                      2. watches                      3. Birds                      4. Mangoes  
5. dresses                      6. teachers
- IV. 1. two girls                      2. six flowers                      3. one butterfly                      4. four birds  
5. three trees                      6. one puppy                      7. eight mangoes                      8. two benches
- V. 1. houses                      2. days                      3. class                      4. mother  
5. orange                      6. stars
- VI. Triangle: 11                      Circle: 10                      Rectangle: 5                      Square: 2.

## Unit 6 Use of Is, Am, Are

- I. 1. are    2. am    3. is    4. are    5. are
- II. 1. is    2. is    3. am    4. are    5. are    6. is    7. are    8. are
- III. is, is, are, are, is, is, are, is, are
- IV. 1. I am reading a book.                      2. Children are playing ludo.  
3. My school is near my home.                      4. You are naughty.  
5. Trees are our green friends.
- V. 1. Everywhere that mary went....                      2. Up above the world so high....  
3. The clock struck one...                      4. Here is my handle...

## Unit 7 These are/Those are

- I. 1. Those are                      2. These are                      3. Those are                      4. These are  
5. These are                      6. Those are                      7. Those are                      8. These are
- II. 1. Those are glasses.                      2. These are cats.                      3. Those are boats.  
4. Those are parrots.                      5. Those are chairs.                      6. These are buses.
- III. 1. That    2. These    3. That    4. This    5. Those
- IV. Dholu, Chhota Bheem, Nobita and Doraemon

## Unit 8 He and She Words

- I. 1. man    -    woman                      2. father    -    mother



3. bull - cow                      4. grand father - grand mother  
 5. uncle - aunt                    6. horse - mare
- II. 1. brother    2. She    3. cow    4. aunt    5. girl    6. lion
- III. Ask the students to find these words:  
 BROTHER, SIR, TIGER, HE, KING, COW, HEN, HER, AUNT, WIFE

## Unit 9 Doing Words

- I. 1. walking                      2. croaking                      3. jumping                      4. cleans  
 5. smiles                      6. bark
- II. swim, play, eat, write, drive, paint
- III. 1. brush    2. sells    3. wake    4. combing    5. talking    6. goes
- IV. 1. b            2. a            3. f            4. e            5. c            6. d
- V. 1. Write            2. Drink            3. Lick            4. Fly            5. Comb  
 6. Hop            7. Polish            8. Stand            9. Sit            10. Brush
- VI. 1. read - do - order - run - need - drink  
 2. drink- kill - learn - need - do - obey  
 3. sing - give - eat - take - earn - note  
 4. brush - hear - ride - eat - teach - hide  
 5. yell - love - erase - eat - talk - kill

## Unit 10 Pronouns

- I. 1. She    2. It    3. They    4. He    5. They
- II. 1. He    2. She    3. They    4. It    5. It    6. They  
 7. She    8. They
- III. 1. It    2. They    3. It    4. She    5. He    6. They  
 7. It    8. She
- IV. 1. We    2. You    3. I    4. We    5. You    6. I
- V. 1. I am a smart boy.                      2. We are writing answers.  
 3. You are my friend.                      4. He is swimming.  
 5. It is a ball.                      6. They are singing a song.
- VI. 1. his, he   
 2. we, his, he   
 3. I...I/You...You/We...We   
 4. I...Me/You...you/He...him/She...her/They...them   
 5. they

## Unit 11 Describing Words

- I. 1. sweet    2. yellow    3. tall    4. fat    5. old    6. cold
- II. 1. tall, smart                      2. green, large                      3. beautiful, fresh  
 4. red, fresh                      5. angry, wild                      6. curly, black
- III. 1. large    2. hungry    3. dark    4. good    5. curly

- IV. Ask the students to find these words:  
TASTY, HEAVY, BAD, ONE, HOT, SMART, CLEVER, YELLOW, TALL, THIN
- V. fast, cold, kind, seven, fat, funny, intelligent, pink

## Unit 12

### Opposite Words

- II. 1. small      2. old      3. rich      4. soft      5. down  
III. 1. down      2. light      3. short      4. Far

## Unit 13

### A or An

- I. 1. an    2. a    3. a    4. a    5. an    6. a    7. an    8. an    9. a    10. an  
II. 1. a penguin      2. an orange      3. a balloon      4. a clown  
5. an ice cube      6. an aeroplane  
III. 1. a    2. a    3. an    4. a, an    5. An, a    6. An, a  
IV. 1. an    2. a    3. an    4. an    5. a    6. a

## Unit 14

### In. On. Under. Behind

- I. 1. on    2. on    3. behind    4. under    5. in  
II. 1. in    2. under    3. on    4. on    5. under    6. in  
III. 1. in    2. behind    3. on    4. behind    5. on    6. in  
7. in    8. on

## Unit 15

### Activities for skill Formation

- (i) Show and tell.
- I. It is a teddy bear.  
Its colour is pink.  
It is soft and fluffy.  
It looks so cute.  
I play with it.
- II. It is a car.  
Its colour is black.  
It has wheels.  
It runs fast.  
I play with it daily.
- III. It is my guitar.  
It is a musical instrument.  
It is very costly.  
I play music on it.  
I keep it carefully.

(ii) Role play

I. I am an elephant.

I am very big.

I have a long trunk.

I have big ears.

I am grey in colour.

Don't kill me for ivory.

II. Hello friends, I'm a flower.

I'm rose.

I'm beautiful.

I have a sweet smell.


I'm used in making perfume and garland.

Please don't pluck me.

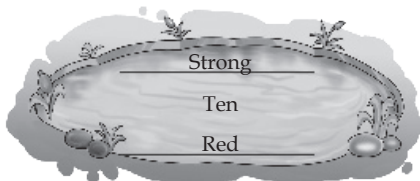
(iii) Jump into the pond



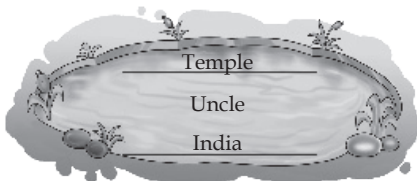
Pronouns



Doing words



Describing words



Naming words

**Unit 16**

**Short Composition**

I, II. Ask the students to do these exercises themselves.

III. My mother's name is \_\_\_\_\_.

She is \_\_\_\_\_ years old.

She is very beautiful.

She teaches me at home.

She cooks food for us.

She takes care when I am sick.

She loves me.

I love and respect her.



## Unit 17

### Comprehension

- I. 1. a lion cub      2. No      3. Sheru      4. to a doctor  
5. Students will answer it themselves.
- II. 1. sleeping      2. mouse      3. No      4. in a net      5. ropes  
6. mouse
- III. 1. a school      2. a peon      3. recess      4. teacher      5. children  
6. Students will answer it themselves.