

Based on
NCF 2022 for
Foundational
Stage and NIPUN
BHARAT 2021

PMP Planet[®]
Multimedia Publishers
The Ultimate Resource



Skillment

MATHEMATICS

A Multi-skill Activity Book on Mathematics



1

FS-1
Nursery



2



3



ANSWER KEY

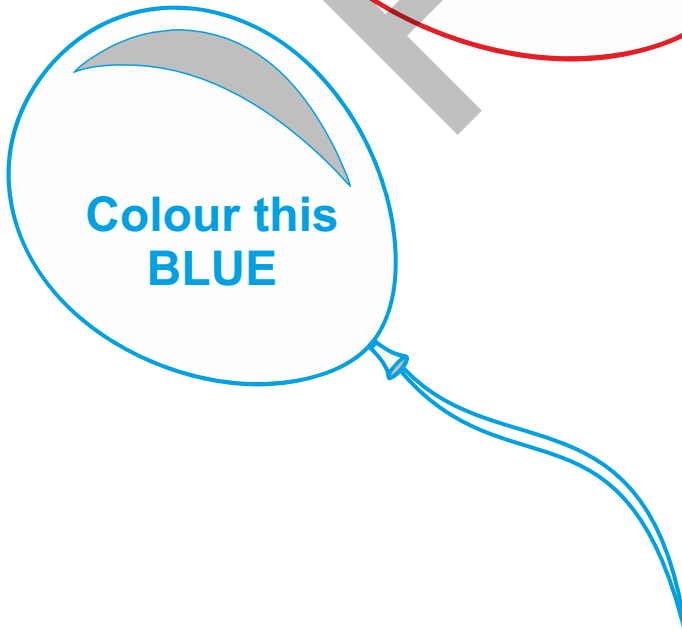

2

Big and Small

A. Circle the big ball.



B. Colour the big balloon **Red** and the small balloon **Blue**.




3

Tall and Short

A. Circle the short plant.



B. Colour the tall candle **Blue** and the short candle **Pink**.




C. Circle the odd one.



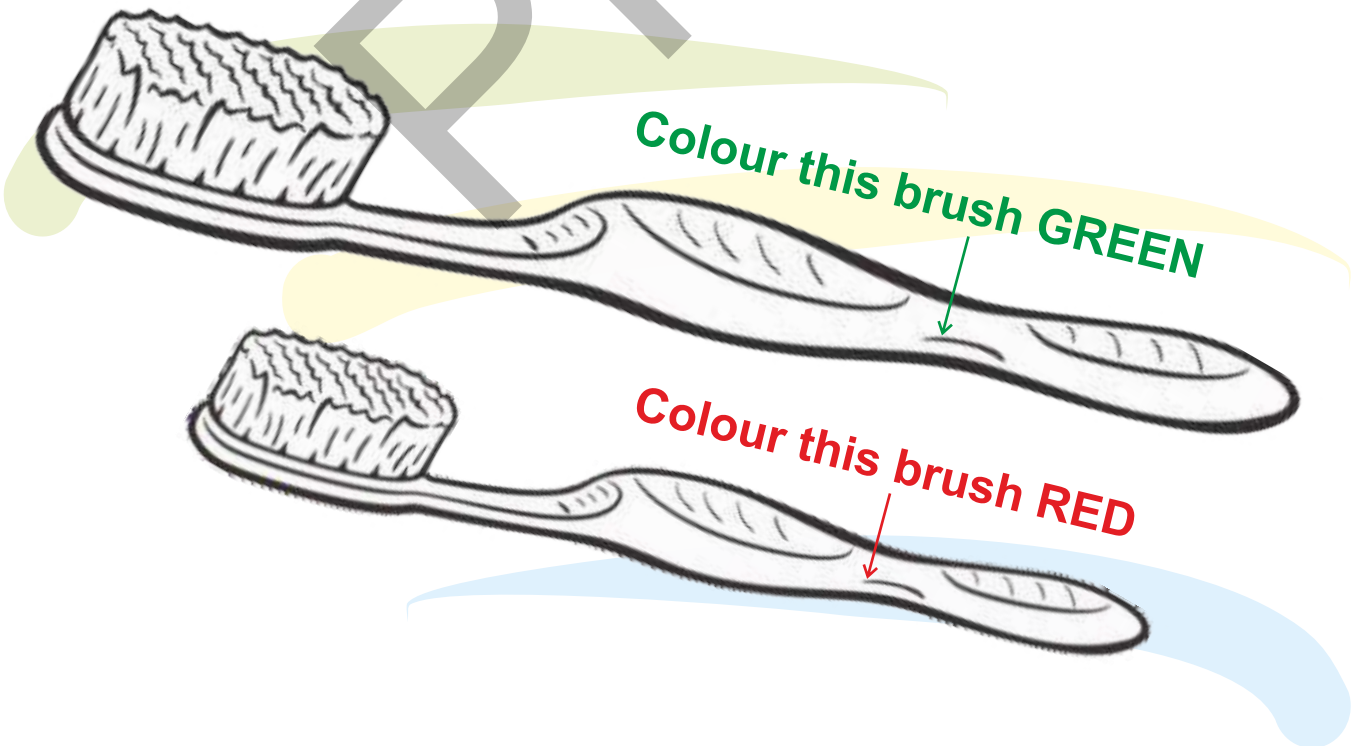
4

Long and Short

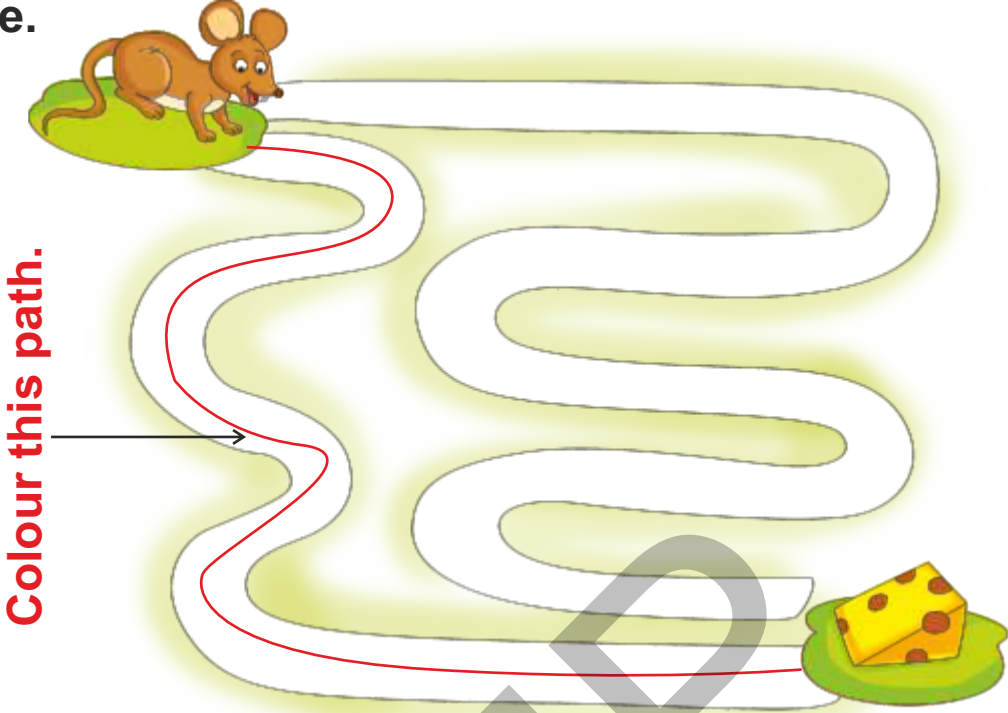
A. Cross out (X) the long stick.



B. Colour the long tooth brush **Green** and the short one **Red**.



C. Colour the short route to help the mouse reach the piece of cheese.



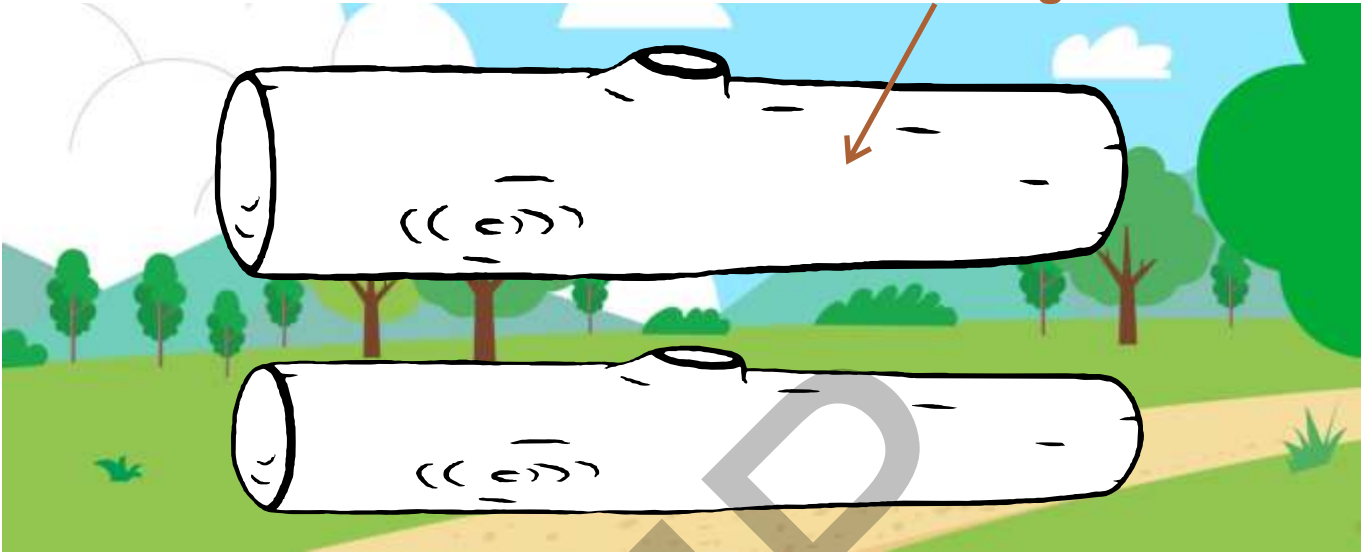
PM Publishers

5

Thick and Thin

A. Colour the thick log.

Colour this log.



B. Colour the thick tree Green.

Colour this tree GREEN.



C. Circle the two poles which are of same thickness.




Now I Know

A. Colour the big teddy Red and the small one Green.



Colour this teddy RED



Colour this teddy GREEN

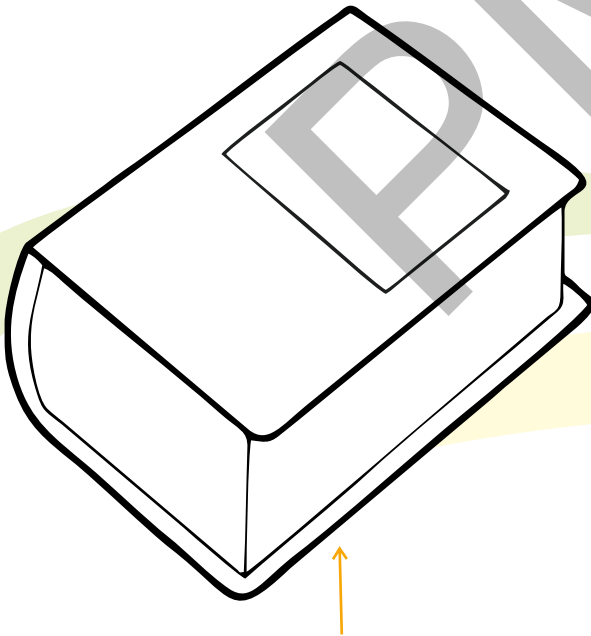
B. Match the birthday caps of the same height.

Do it yourself.


C. Tick (✓) two sticks which are of same height.



D. Colour the thick book **Yellow** and the thin book **Blue**.



Colour this book **YELLOW**




Colour this book **BLUE**



MIND BENDERS

Spot six differences between these two pictures.



7

Standing Lines

Join O to O to draw standing lines.
Do it yourself.

8

Sleeping Lines

Trace the sleeping lines.
Do it yourself.

9

Slanting Lines

Trace the slanting lines.
Do it yourself.

10

Curved Lines

Trace the curved lines.
Do it yourself.

11

Pattern

Trace the pattern.
Do it yourself.



Trace the given lines as mentioned.

Standing Lines



Sleeping Lines



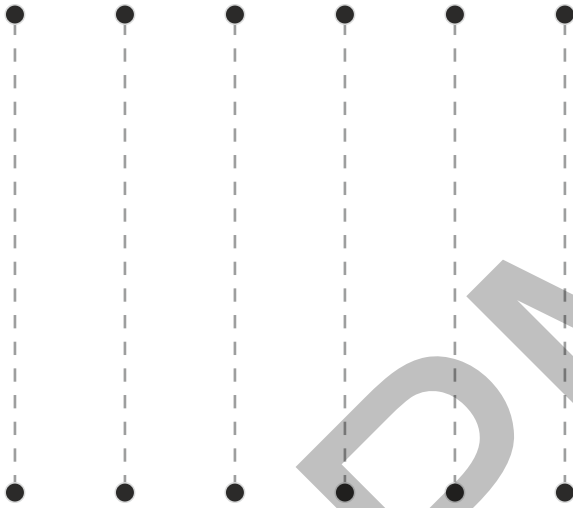
Slanting Lines




Curved Lines



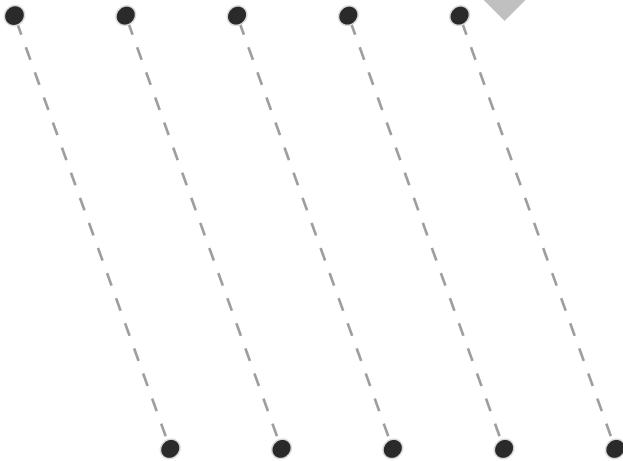
Trace these lines
with BLUE color



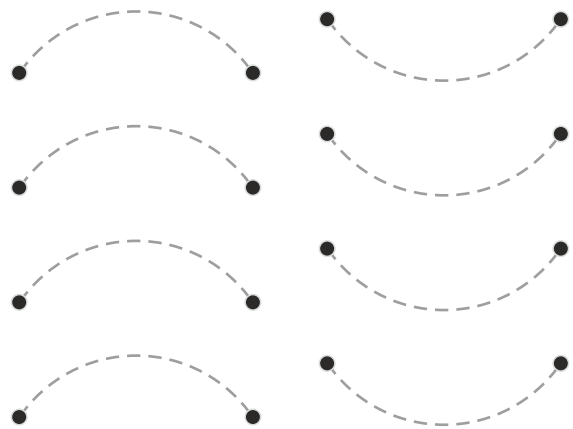
Trace these lines
with BROWN color



Trace these lines
with GREEN color



Trace these lines
with RED color

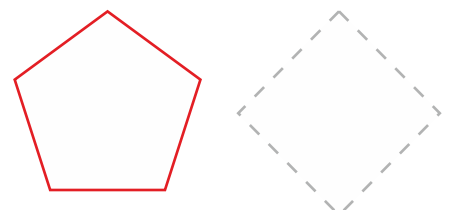
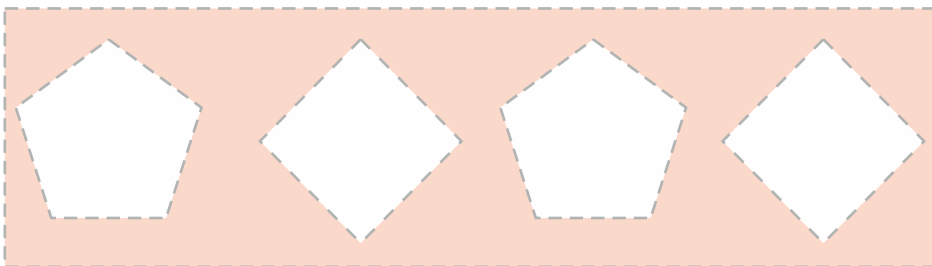
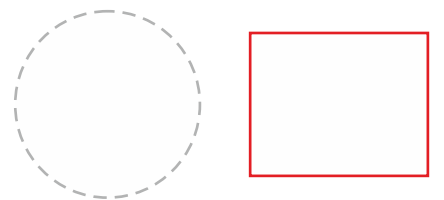


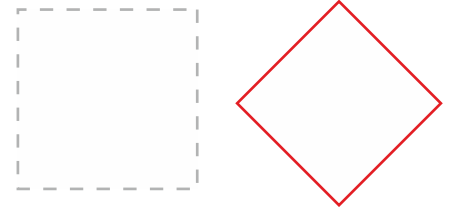





MIND BENDERS



Trace the figure that will come next.




13 Number 1

Trace with your finger and then with a crayon.

Do it yourself.

Colour 1 balloon.




Trace the number 1 with a pencil.

Do it yourself.

Trace with your finger and then with a crayon.

Do it yourself.

Colour any 2 flowers.



Trace the number 2 with a pencil.

Do it yourself.

Trace with your finger and then with a crayon.

Do it yourself.

Colour 3 candles.




Trace the number 3 with a pencil.

Do it yourself.

Trace with your finger and then with a crayon.

Do it yourself.

Circle any 4 corn cobs.




Trace the number 4 with a pencil.

Do it yourself.

Trace with your finger and then with a crayon.

Do it yourself.




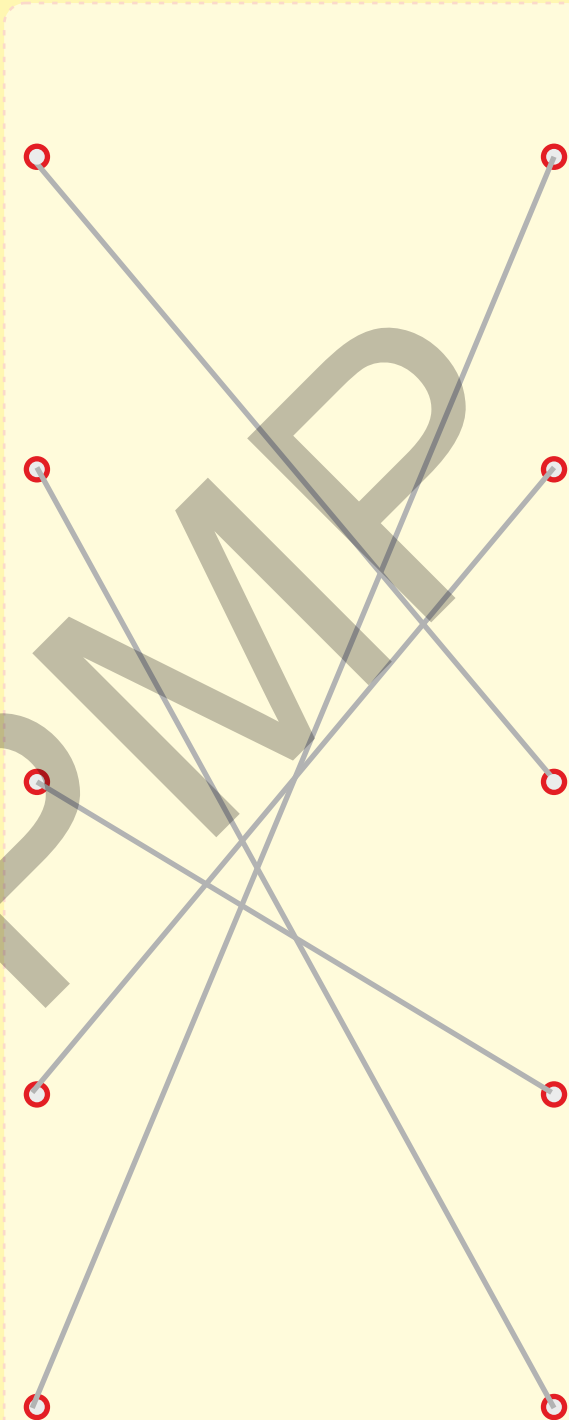






Cross out (X) 5 sad faces.




Trace the number 5 with a pencil.

Do it yourself.

A. Count the animals in each picture and match them with the correct number.



B. Colour only four frogs.



Colour these frogs.

C. Trace and colour as many candles as your age is.

Do it yourself.

PMP



MIND BENDERS


Count how many of each of the fruits are there in the picture.



3



2






4



1



5



19 Number 6

Trace with your finger and then with a crayon.

Do it yourself.

Paste 6 stars in the night sky.

Do it yourself.

Trace the number 6 with a pencil.

Do it yourself.

20 Number 7

Trace with your finger and then with a crayon.

Do it yourself.

Paste cotton on all the 7 rabbits.

Do it yourself.

Trace the number 7 with a pencil.

Do it yourself.

21 Number 8

Trace with your finger and then with a crayon.

Do it yourself.

Trace as many eggs as the ducks are shown.

Do it yourself.

Trace the number 8 with a pencil.


Do it yourself.

22 Number 9

Trace with your finger and then with a crayon.

Do it yourself.

Colour only 9 bananas.



Trace the number 9 with a pencil.

Do it yourself.

23 Number 0

Trace with your finger and then with a crayon.

Do it yourself.

How many birds are left in the cage? Should we keep birds in a cage?

No bird is left in the cage. We should not keep birds in a cage.

Trace the number 0 with a pencil.

Do it yourself.

24 Number 10

Trace with your finger and then with a crayon.

Do it yourself.

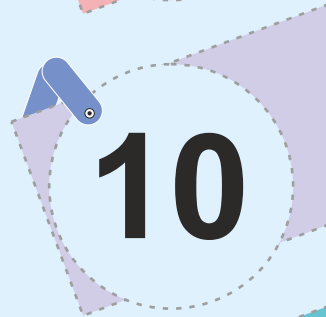
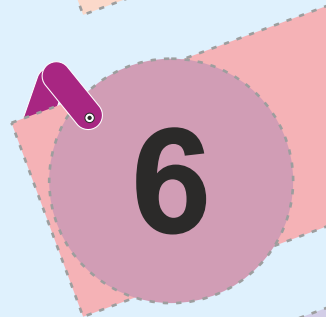
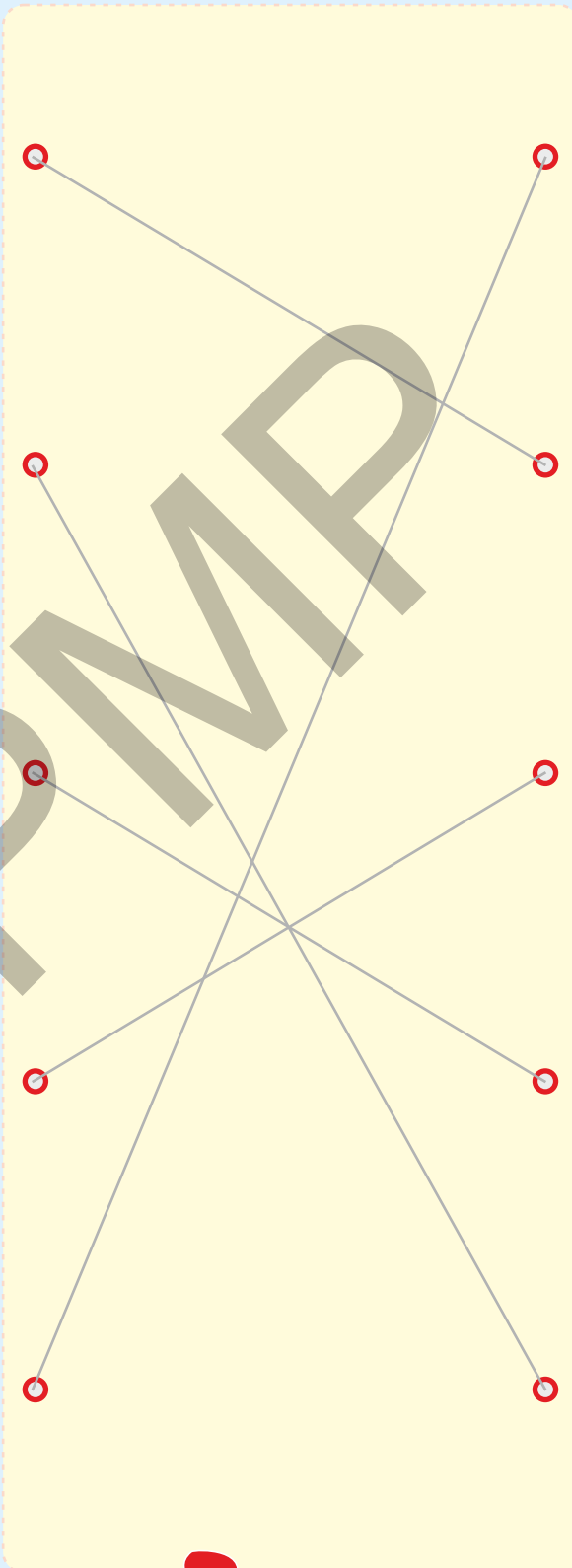

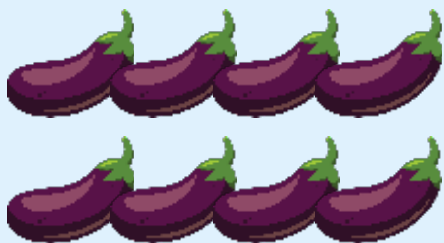
Colour all the 10 butterflies.

Do it yourself.

Trace the number 10 with a pencil.

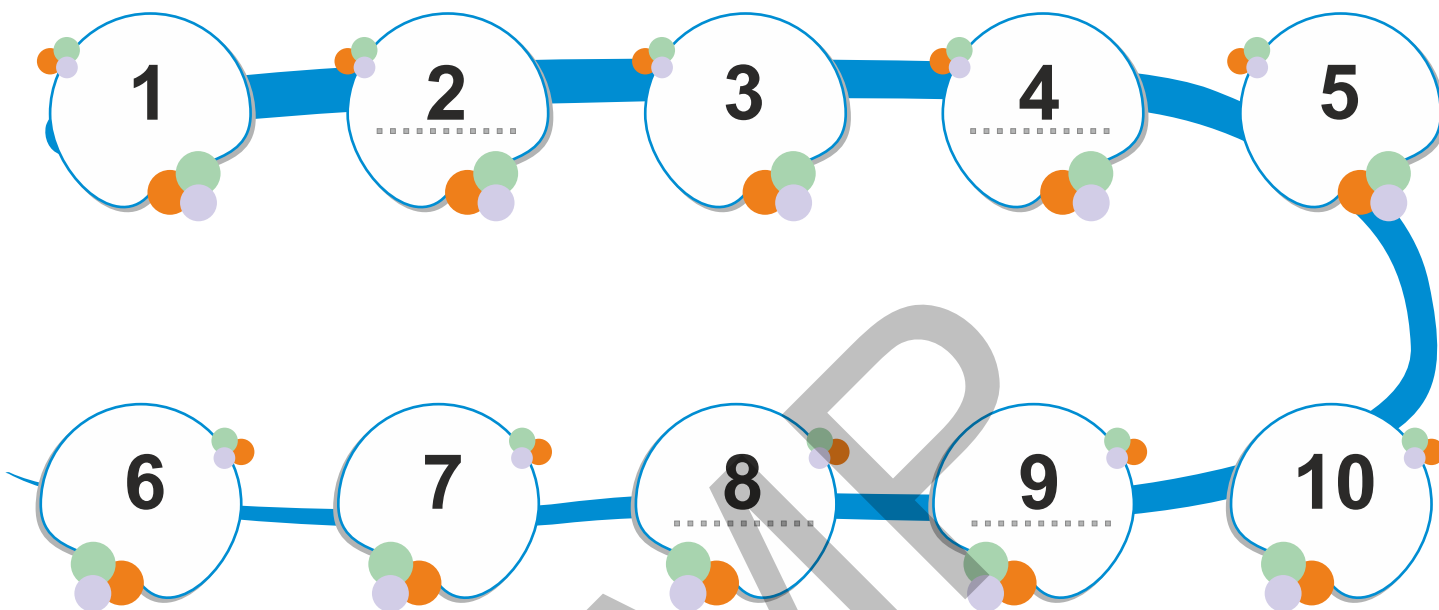
Do it yourself.

A. Count the picture and match.



B. Join numbers 1 to 10 to complete the picture of Christmas Tree.
Also, colour it.
Do it yourself.

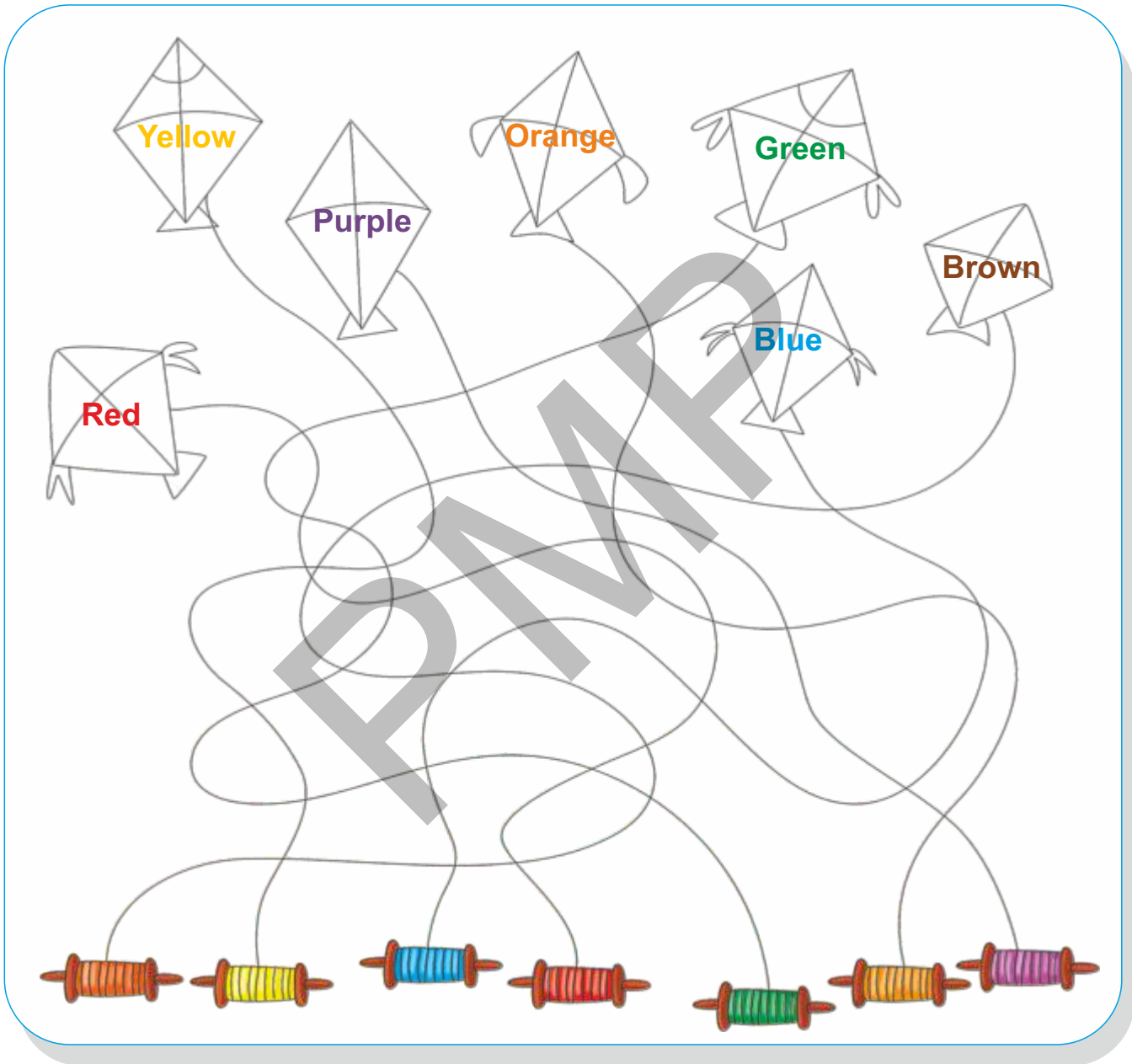
C. Fill in the missing numbers.





MIND BENDERS

Colour the kites with the same colour as the kite spools connected to them.





26 Square

Fill colour in the first square and trace the others.

Do it yourself.

Circle the shapes that are squares.



27 Circle

Fill colour in the first circle and trace the others.

Do it yourself.

Circle the shapes that are circles.


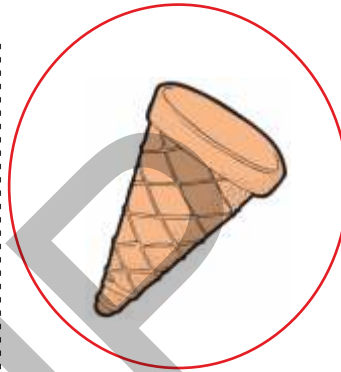


28 Triangle

Fill colour in the first triangle and trace the others.

Do it yourself.

Circle the shapes that are triangles.



PAPER










A. Match the objects with correct shapes.

The image shows a matching exercise. On the left, there are six objects: a square carrom board, a round burger, an ice cream cone, a round roti, a conical party hat, and a square chessboard. In the center, there are three geometric shapes: a triangle, a square, and a circle. Lines connect the objects to their corresponding shapes: the carrom board to the square, the burger to the circle, the ice cream cone to the triangle, the roti to the circle, the party hat to the triangle, and the chessboard to the square.

B. Colour the triangle red, square blue and circle green.

Do it yourself.

C. What will come next? Draw and colour in the box.




PMP



MIND BENDERS

Count how many each of the following are there in the picture.

10 3 2

A legend bar with a light orange background. It contains three items: an orange triangle next to a white box with the number '10' and a yellow hand pointing to it; a blue square next to a white box with the number '3' and a yellow hand pointing to it; and a green circle next to a white box with the number '2' and a yellow hand pointing to it.



30 Numbers 11-15

Point and say aloud.

Do it yourself.



31 Numbers 16-20

Point and say aloud.

Do it yourself.

PMP


A. Count and colour the box containing correct number.



- 12
- 16
- 18




- 14
- 13
- 15



- 14
- 11
- 17



- 11
- 12
- 13



- 18
- 19
- 20




- 15
- 17
- 19



- 17
- 20
- 14



- 17
- 13
- 18



- 11
- 12
- 13



- 18
- 16
- 20

B. Trace the numbers 1 to 20.

Do it yourself.

C. Fill in the missing numbers.

1 2 3 4

5 6 7 8

9 10 11 12

13 14 15 16

17 18 19 20



MIND BENDERS

**Join the numbers from 1 to 20 to get a picture. Name the animal.
Also, colour it.**

Join and colour it yourself

Name of animal — Dog

PMMP